

**Nonequilibrium spatiotemporal formation of the Kondo screening cloud on a lattice**

Martin Nuss,<sup>\*</sup> Martin Ganahl, Enrico Arrigoni, Wolfgang von der Linden, and Hans Gerd Evertz  
*Institute of Theoretical and Computational Physics, Graz University of Technology, 8010 Graz, Austria*  
 (Received 5 September 2014; revised manuscript received 13 February 2015; published 27 February 2015)

We study the nonequilibrium formation of a spin screening cloud that accompanies the quenching of a local magnetic moment immersed in a Fermi sea at zero temperature. Based on high-precision density matrix renormalization-group results for the interacting single-impurity Anderson model, we discuss the real-time evolution after a quantum quench in the impurity-reservoir hybridization using time-evolving block decimation. We report emergent length and time scales in the spatiotemporal structure of nonlocal correlation functions in the spin and the charge density channel. At equilibrium, our data for the correlation functions and the extracted length scales show good agreement with existing results, as do local time-dependent observables at the impurity. In the time-dependent data, we identify a major signal which defines a “light cone” moving at the Fermi velocity and a ferromagnetic component in its wake. Inside the light cone we find that the structure of the nonequilibrium correlation functions emerges on two time scales. Initially, the qualitative structure of the correlation functions develops rapidly at the lattice Fermi velocity. Subsequently the spin correlations converge to the equilibrium results on a much larger time scale. This process sets a dynamic energy scale, which we identify to be proportional to the Kondo temperature. Outside the light cone we observe two different power-law decays of the correlation functions in space, with time- and interaction-strength-independent exponents.

DOI: [10.1103/PhysRevB.91.085127](https://doi.org/10.1103/PhysRevB.91.085127)

PACS number(s): 72.10.Fk, 72.15.Qm, 71.27.+a, 73.21.La

**I. INTRODUCTION**

Quantum impurities are among the most fundamental paradigms of strongly correlated quantum systems. Equilibrium properties of such systems have been subject to intense investigation and are nowadays well understood. A famous example is the Kondo effect, where a local spin- $\frac{1}{2}$  degree of freedom interacts with the spins of a sea of free electrons [1]. The ground state of this system is a delocalized spin singlet, formed by the local moment and the spin of the free electrons, also called a screening cloud. The present work investigates how such a screening cloud develops over time when a local moment comes into contact with a free electron reservoir.

Quantum impurity systems, quite generally, feature an emergent screening length scale at low temperatures which provides the basis for their complex physics. In the 1950s, magnetic impurities have already been identified as the cause for a large resistivity anomaly at low temperatures when immersed in metallic hosts in dilute quantities [2,3]. It was found theoretically that the impurity’s local magnetic moment becomes quenched below a certain temperature, known as the Kondo temperature [1,4],  $T_K$ , to form a local Fermi liquid [5]. Increased spin-flip scattering between pairs of degenerate spin- $\frac{1}{2}$  states then leads to an increase in resistivity below  $T_K$ .

Meanwhile, the Kondo effect has been observed also in nanoscopic devices like quantum dots [6–12], carbon nanotubes [13], and molecular junctions [14]. Here, the narrow, zero-energy resonance in the local density of states of the impurity, the Kondo-Abrikosov-Suhl resonance, leads

to a well-defined unitary conductance in linear response. The Kondo effect has also proven essential to understanding tunneling into single magnetic atoms [15], adsorption of molecules onto surfaces [16], or defects in materials such as graphene [17]. On the theoretical side the Kondo effect lies at the heart of our current understanding of correlated materials, notably within the very successful dynamical mean-field theory [18–20].

Insight into the details of the screening cloud is important not only for the understanding of the physics of a single impurity but also for the understanding of the interplay of many magnetic impurities. Many impurities result in competing effects among conduction electrons and local moments, which form the basis for spin exhaustion scenarios [21,22] as well as for the Doniach phase diagram [23,24], which describes the relationship between Kondo [1] and RKKY interaction [25–27].

Experimental characterization of the structure of the singlet ground state, which is a bound state of the impurity spin and the reservoir electron “screening cloud,” has proven difficult so far. Several proposals exist for how to measure the spatial extent of the spin screening cloud or its antiferromagnetic correlation with the impurity spin [28,29]. In principle, the real-space structure could be probed by performing nuclear magnetic resonance/Knight shift [30–32] measurements on bulk metals hosting dilute magnetic impurities, but the approach remains challenging [28]. Indirect observation by measurement of the Kondo resonance, for example, by photo emission, also remains elusive due to the too narrow resonance at the Fermi energy [33]. Other proposals suggest the use of scanning tunneling microscopy [34] and scanning tunneling spectroscopy to analyze adatoms or surface defects with Kondo behavior [35,36]. In the realm of nanodevices, proposals include experiments based on persistent currents [37] or in confined geometries [38,39]. Some progress has been made recently using single magnetic atoms [15], quantum corrals [40], or impurities beneath surfaces [35].

---

<sup>\*</sup>martin.nuss@tugraz.at

On the theoretical side, however, the structure of the screening cloud has been characterized, at least in the equilibrium spin-spin correlation function [41] and the charge density-density correlation function [42,43]. Theoretical results [44–47] in equilibrium include studies employing quantum Monte Carlo (QMC), [48] numerical renormalization group (NRG) [49–51], and density matrix renormalization group (DMRG) [52], as well as, in the noninteracting system, also exact diagonalization [53].

The fascinating question of how the spatial structure of the Kondo screening cloud develops in the first place, i.e., whether and how it is approached in a nonequilibrium time evolution starting from an initial state without Kondo physics, has recently come under investigation [55–57]. The present work extends previous equilibrium DMRG calculations [52] by investigating the dynamic nonequilibrium formation of Kondo correlations. We study the physical behavior of the single-impurity Anderson model (SIAM) [58] based on results obtained with the DMRG [59–61] and the time-evolving block decimation (TEBD) [62] for matrix product states [63]. The system is sketched in Fig. 1. At time  $\tau = 0$  [54] we start from an unentangled state of a singly occupied impurity and a half-filled Fermi sea (FS) of conduction electrons,  $|\Psi\rangle = |\uparrow\rangle_{\text{impurity}} \otimes |\text{FS}\rangle_{\text{reservoir}}$ . Then, after connecting the impurity to the reservoir, we follow the evolution of correlation functions over time as the system equilibrates and the “impurity spin gets transported to infinity.” In this way, we obtain information about the spatiotemporal structure of the screening cloud.

Recently, studies of the time-dependent behavior of length scales in strongly correlated impurity systems were performed for the Toulouse point of the anisotropic Kondo model, where it maps onto a noninteracting system [55,56], and for the symmetric Kondo model [57]. In both these systems a “light cone”-like propagation of excitations with the Fermi velocity was observed and the regions inside as well as outside the light cone were investigated. Both studies identified a common low-energy scale: the inverse Kondo temperature as a time scale, which was seen in a spin correlation function outside the light cone at the Toulouse point [55,56]. For the symmetric Kondo model such a time scale was observed in an equilibrium linear response calculation to a magnetic perturbation [57]. We extend these studies to the SIAM, which shares a common low-energy behavior with the symmetric Kondo model. Whereas

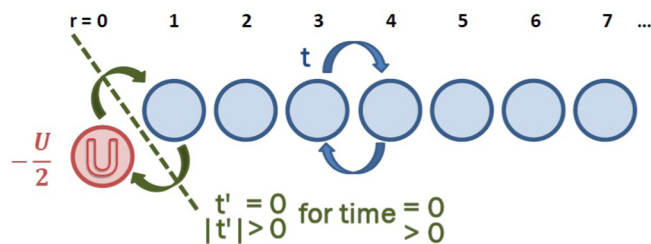


FIG. 1. (Color online) The model consists of a fermionic impurity with local Coulomb repulsion  $U$ , which is coupled to a one-dimensional half-filled tight-binding chain in a particle-hole symmetric fashion. At time  $\tau = 0$  [54] we switch on the tunneling  $t'$  and study the evolution of the spin and charge correlation functions,  $S(r, \tau)$  and  $C(r, \tau)$ .

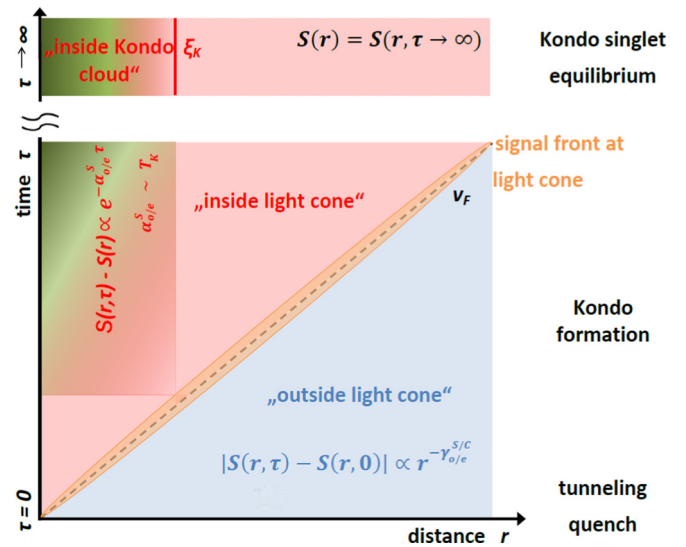


FIG. 2. (Color online) Schematic summary of results of this paper. The time evolution of the spin correlation function  $S(r, \tau)$  exhibits three characteristic regions in space and time. These are divided by (i) a major signal following the quench, which propagates at the lattice Fermi velocity  $v_F$  and defines a light cone (dashed line), and (ii) the spread of the Kondo spin screening cloud. Region 1 (green) lies inside the light cone and inside the Kondo screening cloud. Here Kondo correlations develop on two characteristic time scales. The main structure of the Kondo singlet correlations is formed rapidly, at  $v_F$ . Then these correlations approach their equilibrium values exponentially slowly in time for  $\tau \rightarrow \infty$ , with an exponent  $\alpha_{o/e}^S$  that is proportional to the Kondo temperature  $T_K$ . Region 2 (red) lies inside the light cone but outside the Kondo screening cloud. Here the spin correlations decay as a power law in space [53]. In region 3 (blue), which lies outside the light cone and outside the Kondo screening cloud, the correlation function at odd/even distances decays as a power law  $\propto r^{-\gamma_{o/e}^{S/C}}$  in space with exponents that are independent of time and interaction strength.

in the Kondo model, only spin interactions survive and charge fluctuations are treated on an effective level [64], we take them into account explicitly. To our knowledge, our study is the first one analyzing the nonequilibrium properties of the screening length in the interacting SIAM.

Our results are summarized in Fig. 2, which also serves as a guiding map for this work. We identify a major signal following the quench, which propagates with the lattice Fermi velocity  $v_F$  and defines a light cone for the propagation of information [55–57,65–69]. Inside the light cone the time-evolved correlation functions converge to their equilibrium counterparts which exhibit the Kondo length scale. We find that Kondo correlations develop on two characteristic time scales. The main structure of the Kondo singlet is formed rapidly at  $v_F$ . These correlations approach their equilibrium values exponentially in time, defining a dynamic energy scale  $\alpha_{o/e}^S$ , which is proportional to the Kondo temperature  $T_K$ . Outside the light cone, we find that correlation functions at odd/even distances decay as a power law  $\propto r^{-\gamma_{o/e}^{S/C}}$  in space, with exponents which are independent of time and interaction strength.

The structure of this paper is as follows: We summarize the specific model used in Sec. II. We define the Kondo singlet in Sec. III, present our numerical approach in Sec. IV, and provide an overview of the equilibrium situation in Sec. V. We start our presentation of nonequilibrium phenomena in Sec. VI, where we discuss the evolution of local observables. The main findings of this work are available in Sec. VII. There we discuss the nonequilibrium formation of the Kondo screening cloud in Sec. VII A. The situation outside the light cone is presented in Sec. VII B. The quality of our numerical data is assessed in Appendix A.

## II. MODEL

We study a lattice realization of the SIAM [58],

$$\hat{\mathcal{H}}_{\text{SIAM}} = \hat{\mathcal{H}}_{\text{imp}} + \hat{\mathcal{H}}_{\text{tunn}} + \hat{\mathcal{H}}_{\text{res}}, \quad (1)$$

which consists of a single fermionic spin- $\frac{1}{2}$  impurity coupled via a standard hopping term to a reservoir of noninteracting tight-binding fermions (see Fig. 1). In particular, we consider a particle-hole symmetric impurity with on-site interaction  $U$ :

$$\hat{\mathcal{H}}_{\text{imp}} = -\frac{U}{2} \sum_{\sigma} f_{\sigma}^{\dagger} f_{\sigma} + U \hat{n}_{f\uparrow} \hat{n}_{f\downarrow}. \quad (2)$$

The electronic annihilation (creation) operators  $f_{\sigma}$  ( $f_{\sigma}^{\dagger}$ ) obey the usual anticommutation relations with spin  $\sigma = \{\uparrow, \downarrow\}$ , and  $\hat{n}_{f\sigma} = f_{\sigma}^{\dagger} f_{\sigma}$  is the particle number operator [70]. The impurity is coupled via a tunneling term,

$$\hat{\mathcal{H}}_{\text{tunn}} = -t' \sum_{\sigma} (c_{1\sigma}^{\dagger} f_{\sigma} + f_{\sigma}^{\dagger} c_{1\sigma}),$$

to a one-dimensional tight-binding chain,

$$\hat{\mathcal{H}}_{\text{res}} = -t \sum_{\sigma} \sum_{i=1}^{L-2} (c_{i\sigma}^{\dagger} c_{i+1\sigma} + c_{i+1\sigma}^{\dagger} c_{i\sigma}),$$

such that the overall system, including the impurity, is of length  $L$ . We always take the reservoir FS  $\hat{\mathcal{H}}_{\text{res}}$  half-filled. For large  $L$ , the reservoir mimics a semi-infinite one-dimensional tight-binding reservoir [71] with a semicircular density of states at the first site and bandwidth  $D = 4t$  [72]. Studies of finite-size effects are available in Refs. [33,37,45], and [73–76]. The hopping parameter of the reservoir  $t$  is taken to be unity, and its coupling to the impurity  $t' = 0.3162t$  combine to an equilibrium Anderson width [1] of  $\Delta \equiv \pi t'^2 \rho_{\text{reservoir}}(0) = \frac{t'^2}{t} \approx 0.1 t$ , where  $\rho_{\text{reservoir}}(\omega)$  denotes the density of states of the reservoir.

At equilibrium, many characteristics of the SIAM are known, although it poses a difficult interacting problem. Seminal results for the ground-state and thermodynamic properties of the SIAM at equilibrium are available from perturbation theory [77–80], renormalization group [81–84], and the Bethe ansatz (BA) [85–87]. The Hirsch-Fye QMC [48,88] and the continuous-time QMC [89] accurately describe the imaginary time dynamics. Further, some physical results can be inferred from the Kondo Hamiltonian, which is related to the SIAM by the Schrieffer-Wolff transformation, to obtain its low-energy realization, in which charge fluctuations are integrated out [64,81].

## III. THE KONDO SINGLET

at equilibrium, the SIAM features a characteristic length scale which, for finite interaction strength, is the Kondo length scale and is expected to correspond to the size of the singlet screening cloud. This length scale is defined as  $\xi_K \equiv \frac{v_F}{T_K}$  [28,41,49,90–92]; i.e., it is proportional to the Fermi velocity  $v_F \approx 2t$  and the inverse Kondo temperature  $\frac{1}{T_K}$  [1,86,87].  $T_K$  can be extracted from many observables; most intuitive is the definition as the temperature at which the local moment becomes quenched, i.e., when the impurity entropy goes from  $\ln(2)$ , indicating the local moment regime, to  $\ln(1)$ , indicating the singlet state [93]. A scale proportional to  $T_K$  is also available from the zero-temperature self-energy [94] or from the width of the Kondo resonance in the spectral function [95]. An analytic expression for  $T_K$ , as obtained from the spin susceptibility, is available for the SIAM at particle-hole symmetry in the wide band limit with a linear dispersion [96] by the BA [85–87]:  $T_K^{\text{BA}} = \sqrt{\Delta U} e^{-\frac{\pi}{16\Delta} U}$ . The Kondo singlet, therefore, is exponentially large in the interaction strength  $U$ :

$$\xi_K^{\text{BA}} \approx \frac{2t}{\sqrt{\Delta U}} e^{\frac{\pi}{16\Delta} U}. \quad (3)$$

For typical Kondo materials, like dilute magnetic impurities in free electron metals [97], one finds  $v_F \approx 10^6$  m/s and  $T_K \approx 1$  K valid, for example, in gold with dilute iron impurities [98]. Thus, the screening length becomes macroscopic,  $\xi_K \approx 1 \mu\text{m}$  [49].

Here, we extract the screening length scale  $\xi_K$  directly from correlation functions, and not via the Kondo temperature. The spin correlation function is defined as

$$S(r, \tau) = \langle \hat{\mathbf{S}}_0 \cdot \hat{\mathbf{S}}_r \rangle(\tau), \quad (4)$$

where  $\hat{\mathbf{S}}_r = (\hat{S}_r^x, \hat{S}_r^y, \hat{S}_r^z)$  [99] and  $r$  denotes the distance from the impurity in units of the lattice spacing (see Fig. 1). Due to the oscillations of  $S$ , it is convenient to distinguish between the spin correlation function for odd [ $S_o(r, \tau)$ ] and that for even [ $S_e(r, \tau)$ ] distances.

Length scales can be extracted from the crossover in the functional dependence of  $S_o(r, \tau)$  or via determining zeros or minima in  $S_e(r, \tau)$  [49,50,53]. Its charge analog is defined as [100]

$$C(r, \tau) = \sum_{\sigma\sigma'} \langle \hat{n}_{0\sigma} \hat{n}_{r\sigma'} \rangle(\tau). \quad (5)$$

Correlation functions without a time argument,  $S(r)$  and  $C(r)$ , refer to the ground state of the equilibrium system, Eq. (1), i.e., an impurity coupled to the free electron reservoir. Steady-state correlation functions are indicated with  $\tau \rightarrow \infty$ . Later we show that in this limit the time-dependent correlation functions converge to the equilibrium correlations,  $S(r, \tau \rightarrow \infty) = S(r)$ , as expected from the fact that the quench is intensive. An intuitive measure which quantifies how much of the singlet correlations is contained inside a distance  $r$  is the integrated spin correlation function,

$$\Sigma(r, \tau) = \sum_{r'=0}^r S(r', \tau). \quad (6)$$

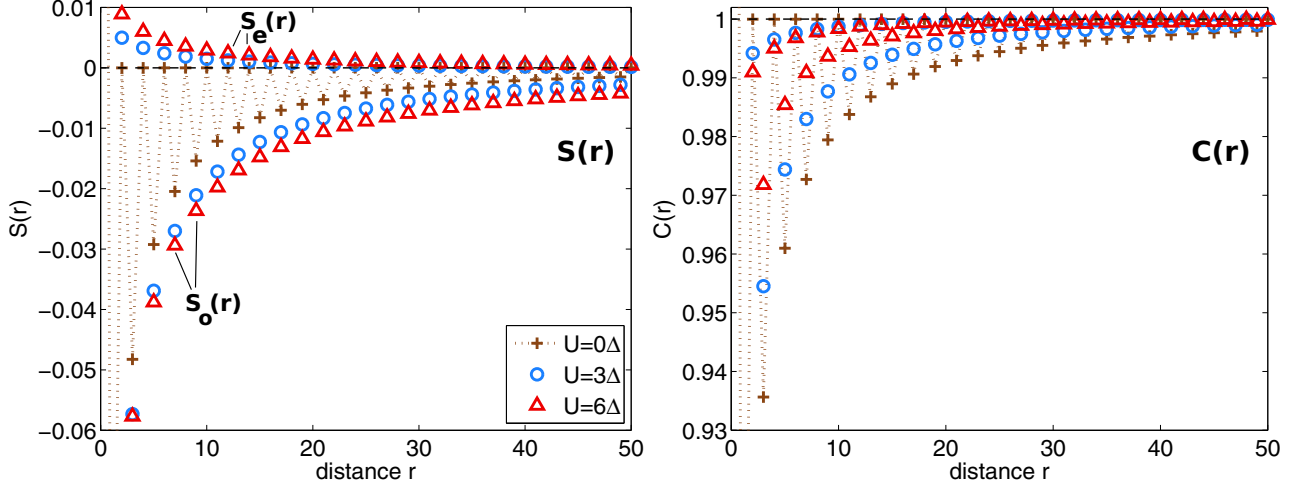


FIG. 3. (Color online) Equilibrium correlation functions. The equilibrium correlation functions for spin,  $S(r)$  [left; Eq. (4)], and charge,  $C(r)$  [right; Eq. (5)], are shown for short distances from the impurity  $r$ . The correlation functions at even [odd] distances,  $S_e(r)$  [ $S_o(r)$ ], are indicated explicitly in the left panel. The key is valid for both panels: data for the noninteracting system [(brown) crosses] are compared to data for interaction strengths of  $U = 3\Delta$  [blue circles] and  $U = 6\Delta$  [red triangles]. The alternating behavior, present for all data sets, is indicated by the dotted line in the  $U = 0$  data.

As discussed below and in Refs. [48] and [52], the screening length  $\xi_k$  can be extracted from  $\Sigma(r, \tau)$  by defining it as the length scale at which a certain fraction  $f$  (here we use  $f = 95\%$ ) of the correlation lies inside a given distance; i.e.,

$$\Sigma(\xi_k, \tau) = (1 - f)\Sigma(0, \tau). \quad (7)$$

#### IV. METHOD

Here we outline how the correlation functions, Eq. (4) and Eq. (5), are evaluated. We start with a short discussion of the noninteracting system in equilibrium. In this case we find

$$S^{U=0}(r) = \langle \hat{m}_0 \rangle \langle \hat{m}_r \rangle + \frac{1}{4} \sum_{\sigma} \langle c_{0\sigma}^{\dagger} c_{r\sigma} \rangle (3\delta_{0r} - \langle c_{r\sigma}^{\dagger} c_{0\sigma} \rangle - 2\langle c_{r\sigma}^{\dagger} c_{0\bar{\sigma}} \rangle) \quad (8)$$

$$= \frac{3}{2} \langle c_0^{\dagger} c_r \rangle (\delta_{0r} - \langle c_r^{\dagger} c_0 \rangle), \quad (9)$$

where  $\langle \hat{m}_r \rangle = \frac{1}{2} \langle \hat{n}_{r\uparrow} - \hat{n}_{r\downarrow} \rangle$ , and the last result holds for the unpolarized case. Here,  $c_r^{\dagger}/c_r$  denote operators for any one of the spin directions  $\sigma = \{\uparrow, \downarrow\}$ . The opposite spin direction is denoted  $\bar{\sigma} = -\sigma$ . For  $U = 0$  at equilibrium [48]

$$C^{U=0}(r) = S^{U=0}(r) + \sum_{\sigma} \langle \hat{n}_{r\sigma} \rangle. \quad (10)$$

In the particle-hole symmetric and non-spin-polarized case the asymptotic limits can be analytically evaluated, using results of Ghosh *et al.* in Ref. [53], to be

$$|S^{U=0}(r)| = \frac{3}{\pi^2} \frac{\Delta}{v_F} \begin{cases} \left(r \frac{\Delta}{v_F}\right)^{-2} & \text{for } r \frac{\Delta}{v_F} \rightarrow \infty, \\ \left[\gamma + \ln\left(r \frac{\Delta}{v_F}\right)\right]^2 & \text{for } r \frac{\Delta}{v_F} \rightarrow 0^+ \end{cases} \quad (11)$$

for odd  $r$ , with  $\gamma \approx 0.577216$  the Euler-Mascheroni constant. The correlation function becomes 0 for even distances  $r$ . The behavior of the spin correlation function exhibits a crossover

at distance  $\xi^{U=0} \approx \frac{v_F}{\Delta}$ , which defines a length scale in the noninteracting system.

We obtain both  $S(r, \tau)$  and  $C(r, \tau)$  for zero temperature from computer simulations using matrix product state [63] techniques. First, to study ground-state correlations, we employ the DMRG [59–61] on a system of length  $L$ , which is typically  $\leq 500$  sites. Second, to study the dynamic formation of the Kondo singlet, we start from a decoupled system in the state  $|\Psi\rangle = |\uparrow\rangle_{\text{impurity}} \otimes |\text{FS}\rangle_{\text{reservoir}}$ , with a non-spin-polarized half-filled FS, at time  $\tau = 0$ , and then switch on the tunneling term  $t' = 0.3162t$  for times  $\tau > 0$ . The evolution in real time is obtained from TEBD [62].

Matrix-product-state-based time evolution has proven to be a highly accurate method to evaluate the properties of one-dimensional strongly interacting quantum systems out of equilibrium [102–114]. The combination DMRG and TEBD is quasixact as long as the quantum entanglement stays tractable. It has been shown that the main limitation arises due to the growth of entanglement after the quench [103,115], which ultimately restricts the available simulation time. Furthermore, since we are interested in the physics resulting from an infinite bath, the maximum available simulation time is restricted by reflections at the lattice boundary and therefore by the finite spatial extent of the system. We have been able to reliably evolve the system long enough to reach a local steady state for all presented data sets. We have checked the convergence of our correlation functions carefully by (i) making comparisons to exact data in the  $U = 0$  system, (ii) systematically studying the dependence on the TEBD matrix dimension  $\chi$  for finite  $U$ , and (iii) carefully analyzing the entanglement entropy. These analyses as well as details of the numerical approach and parameters are provided in Appendix A.

#### V. EQUILIBRIUM

We start our discussion by presenting the equilibrium spin [ $S(r)$ ] and charge [ $C(r)$ ] correlation functions.  $S(r)$  was first

studied by Iishi [41], and  $C(r)$  by Grüner *et al.* [42,43], who determined the basic spatial dependence and properties. Seminal QMC data [48] have been extended with the use of the NRG [49,50] and recently also the DMRG [52]. Here we summarize the most important findings, relevant for the subsequent discussion, and we provide details specific to the finite-size model and numerical method used. In particular, we identify a length scale in the equilibrium spin correlation function and show later that our nonequilibrium correlation functions converge to the equilibrium correlation function for long times  $\tau$ .

As shown in Fig. 3, both  $S(r)$  and  $C(r)$  exhibit an oscillating behavior,  $\propto \sin(k_F r)$ . Since the system is half-filled, the Fermi wave vector is  $k_F = \frac{\pi}{2}$  and the oscillation period is  $r = 2$  sites. We first discuss the spin correlations for  $U = 0$  using Eq. (9). In this case we find  $S^{U=0}(0) = \frac{3}{2} \langle \hat{n}_{0\uparrow} \rangle (1 - \langle \hat{n}_{0\uparrow} \rangle) = \frac{3}{8}$ . Furthermore,  $S^{U=0}(r)$  vanishes for even distances  $r$ , which follows from general properties of tight-binding fermions [116]. The odd- $r$  correlations  $S_o(r)$  are negative and therefore antiferromagnetic with respect to the impurity. For  $U > 0$ ,  $S_o(r)$  stays negative and increases in magnitude [117]. At the same time, the spin correlation function for even distances  $S_e(r)$  gradually develops ferromagnetic correlations at short distances, while it is antiferromagnetic at longer distances. On the one hand, it is the antiferromagnetic component which reflects the screening cloud and signals the formation of the singlet ground state. On the other hand, the ferromagnetic component can be attributed to Coulomb repulsion of opposite spins [48]. Neither the period nor the phase of the oscillations is changed by the presence of interactions [48].

The charge correlation for  $U = 0$  is linked to the spin correlation via Eq. (10). There is oscillatory behavior between even and odd sites. For even sites the correlation function is unity, while for odd sites it increases monotonically towards unity. For finite interaction strengths we observe a suppression of these Friedel-like oscillations [118] with increasing  $U$  [119]. At even distances the charge correlations show behavior similar to that of the odd channel, however, of a smaller magnitude. The suppression due to the interaction can be traced back to the change in the impurity spectral weight, which develops a narrow Kondo resonance with a width proportional to  $T_K$  at the Fermi energy [42,43].

While at  $U = 0$  the characteristic length scale is  $\xi^{U=0} \propto \frac{v_F}{\Delta}$ , for finite  $U$ , long-range correlations develop, which change the behavior at a distance  $\xi_K \propto \frac{v_F}{T_K}$ . This crossover, characterizing the size of the Kondo spin compensation cloud, is visible in the spin correlation function  $S(r)$ . Figure 4 (top) shows that the antiferromagnetic spin compensation is visible in the spin correlation function at odd distances,  $S_o(r)$ .  $S_o(r)$  changes from a logarithmic dependence at small  $r \frac{\Delta}{v_F}$  to a power-law behavior at large  $r \frac{\Delta}{v_F}$  [see Eq. (11)] [53,120]. We note that this is different from the Kondo model, where the behavior is  $S(r) \propto r^{-d}$  for  $r < \xi_K$  to  $S(r) \propto r^{-(d+1)}$  for  $r > \xi_K$ , with  $d$  being the dimensionality of the conduction electron reservoir [49,50].

The crossover is difficult to extract directly from numerical data for  $S_o(r)$  since very large system sizes and small  $\Delta$  are required to reach the low- $r \frac{\Delta}{v_F}$  limit. We nevertheless found two ways to obtain an estimate for the crossover scale. First,

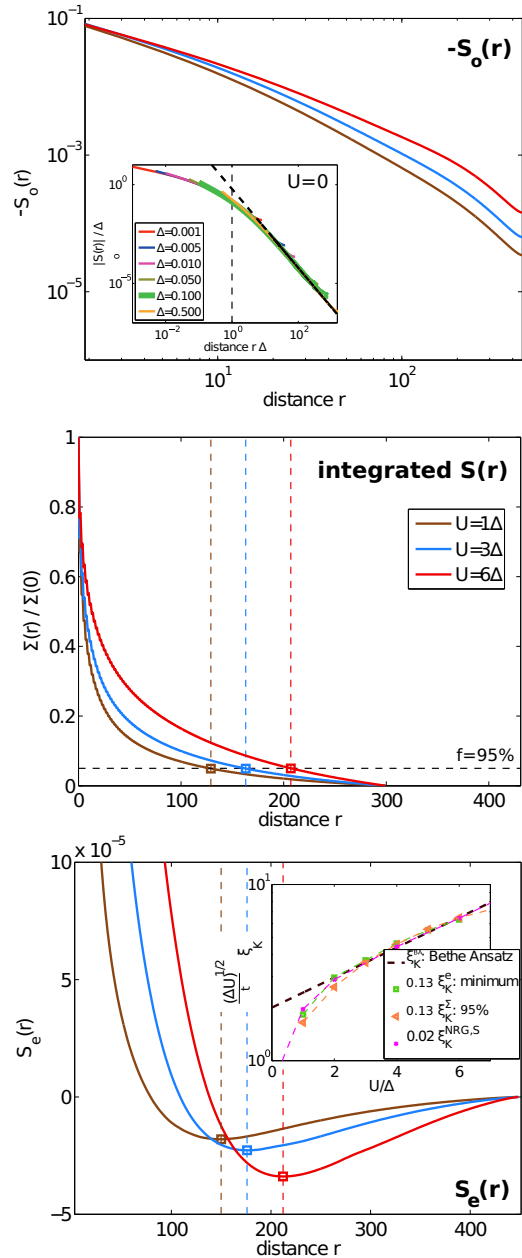


FIG. 4. (Color online) Extraction of the equilibrium screening length  $\xi_K$ . Results are shown for  $U = 1\Delta$  (brown line)  $U = 3\Delta$  (blue line), and  $U = 6\Delta$  (red line). Top: Spin correlation function for odd distances,  $S_o(r)$  (solid line), which displays a crossover between two behaviours at small and large  $r$ . This is particularly obvious in the  $U = 0$  results, shown in the inset. There,  $S^{U=0}(r)$  displays the asymptotic behavior given in Eq. (11). The large- $r$  behavior is shown by the dashed black line. Our interacting matrix product state calculations are determined for  $\Delta = 0.1$ , which corresponds to the thickest (green) line in this plot for  $U = 0$ . Middle: Integrated correlation function  $\Sigma(r)$  of Eq. (6). Dashed vertical lines indicate the distances  $\xi_K^\Sigma$  inside which 95% of the singlet cloud is contained, which we use to estimate the screening length. Bottom: Spin correlation function for even distances,  $S_e(r)$ . The position  $\xi_K^e$  of the minima (circles and dashed vertical lines) is used as the alternative definition for  $\xi_K$ . Inset: These  $\xi_K^e$  [(green) squares] and  $\xi_K^\Sigma$  [(orange) triangles]. As reference data we show the BA result and data obtained from an NRG calculation [101]; see text.

a screening length scale can be extracted from the integrated correlation function  $\Sigma(r)$  [see Fig. 4 (middle)]. Similarly to Refs. [48] and [52], here we denote  $\xi_K^\Sigma$  the distance at which 95% of the singlet correlations are covered, i.e., by Eq. (7). Second, we extract a length scale  $\xi_K^c$  from the spin correlation function at even distances  $S_e(r)$ , which, for finite  $U$ , contains both a ferromagnetic component at short distances and the decaying antiferromagnetic one at large distances. As shown in Fig. 4 (bottom) the function  $S_e(r)$  displays a 0 and a minimum and is fit well by a Morse potential [121]. We take the position of the minimum as a measure for the crossover scale  $\xi_K^c$ . The numerical results obtained with these two crossover scales agree very well and they also agree qualitatively with that obtained by locating the crossover length between  $r^{-1.4}$  and  $r^{-(1+1.4)}$  behavior in the  $S_o(r)$  data, which can be estimated from Fig. 4 (top).

In the inset in Fig. 4 (bottom) we show that our two estimates,  $\xi_K^\Sigma$  and  $\xi_K^c$ , agree well with established results for the equilibrium screening length. An analytical result,  $\xi_K^{\text{BA}}$  [Eq. (3)], for the screening length is available via its relation to the Kondo temperature, which can be obtained from the BA in the wide-band limit by calculating the static spin susceptibility, Eq. (3). A second benchmark is provided by accurate numerical data from the NRG [101,122], where  $T_K^{\text{NRG},S}$  is defined as the temperature at which the impurity entropy reaches  $S = \frac{\ln(2)}{2}$  [123]. However, while the large- $U$  behavior is universal for all these definitions, the small- $U$  expression, as well as the overall coefficient, depends on the specific observable from which it is extracted (spin susceptibility, entropy, etc.). Our data,  $\xi_K^\Sigma$  and  $\xi_K^c$ , agree well with the NRG result,  $\xi_K^{\text{NRG},S}$ ; they are all compatible with a simple exponential growth in  $U$ ,

$$\xi_K \propto e^{\frac{\pi}{16\Delta}U}. \quad (12)$$

For  $U > 2\Delta$  this agrees with the BA prediction, Eq. (3), which features an additional factor of  $\sqrt{\Delta U}$ . We note that for  $U \leq 2\Delta$  no well-defined local moment has formed [52]; i.e.,  $U$  is too small for the system to develop a pronounced local moment regime in between the low- and the high-temperature limit. Our data also compare very well with those presented in an extensive study of length scales in the SIAM on a finite lattice in equilibrium in Ref. [52].

These results indicate that the method presented here is reliable in producing unbiased correlation functions in equilibrium which exhibit the characteristic features of a Kondo screening cloud. The cloud is well contained within the numerically tractable lattice size  $L \leq 500$  for  $U \leq 6\Delta$  (see Appendix A). Therefore, we focus our calculations on  $U \leq 6\Delta$  when discussing the time-dependent correlation functions.

## VI. TIME EVOLUTION OF LOCAL OBSERVABLES

Before beginning the discussion of the temporal evolution of spatial correlations we present the time evolution of the local observables with a focus on the impurity site. At time  $\tau = 0$  we start with a spin- $\uparrow$  particle at the impurity and a non-spin-polarized half-filled FS:  $|\Psi\rangle = |\uparrow\rangle_{\text{impurity}} \otimes |\text{FS}\rangle_{\text{reservoir}}$ . For the connected equilibrium system in the thermodynamic limit we expect a uniform and non-spin-polarized density

that is  $\langle n_{0\uparrow}\rangle(\tau \rightarrow \infty) = 0.5$ ,  $\langle n_{0\downarrow}\rangle(\infty) = 0.5$ ,  $\langle n_0\rangle(\infty) = 1$ , and  $\langle S_0^z\rangle(\infty) = 0$ . The impurity double occupation in a noninteracting system or in the high-temperature limit is  $\langle n_{0\uparrow}n_{0\downarrow}\rangle^{U=0}(\infty) = 0.25$  [124]. For finite interaction strength the evolution is nontrivial.

Figure 5(a) shows the expectation values of the spin- $z$  projection  $\langle S_r^z\rangle(\tau) = \frac{1}{2}(\langle n_{r\uparrow}\rangle(\tau) - \langle n_{r\downarrow}\rangle(\tau))$ . Due to particle-hole symmetry, the total charge density  $\langle n_r\rangle(\tau)$  is unity.

Indeed we find that, following the hybridization quench, the excess spin- $\uparrow$  on the impurity is transported away. This happens essentially at the Fermi velocity  $v_F \approx 2t$ , as shown by the major signal in Fig. 5(a).

The resulting missing spin- $\uparrow$  density is exactly compensated by the spin- $\downarrow$  density due to particle-hole symmetry. This compensation takes place simultaneously and completely symmetrically in both spin channels as is evident from the spin- $\uparrow$  and spin- $\downarrow$  currents shown in the inset in Fig. 5(a). The time integral over the spin current reveals that half a particle is transferred in or out of the impurity in a time of the order of  $\approx 3\Delta^{-1}$  for  $U = 3\Delta$ .

Figure 5(b) shows the local evolution of expectation values as a function of the time and interaction strength. All expectation values converge to their respective, exactly known, equilibrium values as noted above. The time-evolved double occupancy also converges to the equilibrium results obtained by DMRG. This indicates that our time evolution is accurate and unbiased, at least for large times. For more convergence checks and uncertainty estimates we refer the interested reader to Appendix A.

At a certain distance  $r$  from the impurity, a resulting signal arrives at  $\tau \approx \frac{r}{v_F}$ . This signal is oscillating and strongly damped in time [see Fig. 5(b)]. With increasing interaction strength  $U$ , the initial spike becomes dampened in amplitude, but the oscillating tail gains weight. The signal at  $r = 40$  in the double occupancy has the same structure on a scale of  $10^{-3}$  around its equilibrium value.

In the following we consider the temporal decay of the spin- $z$  density at the impurity in detail. Previous studies using the time-dependent NRG for the SIAM [125] and analytical calculations at the Toulouse point of the anisotropic Kondo model [126] found that the initial dynamics of  $\langle S_0^z\rangle(\tau)$  is governed by a fast time scale,  $\propto \frac{1}{\Delta}$ , while the eventual relaxation exhibits a long time scale,  $\propto \frac{1}{T_K}$ , governed by Kondo physics. These results were confirmed by bold-line QMC simulations [127] on the SIAM, which showed these two time scales collapsing into one for an applied bias voltage.

From our data we find that, as expected, the spin- $z$  density at  $U = 0$  decays in a single-exponential manner,

$$\langle S^{z,U=0}(r=0,\tau) \rangle = (0.561 \pm 0.001)e^{-2(1.060 \pm 0.002)\tau\Delta} + (0.0001 \pm 0.0001);$$

hence it features the fast hopping time scale  $\mathcal{T}_{U=0} \propto \frac{1}{\Delta}$ . For finite  $U$ , a double-exponential decay develops:

$$\langle S^z(r=0,\tau) \rangle = c_1 e^{-G_1\tau\Delta} + c_2 e^{-G_2\tau\Delta}. \quad (13)$$

In Figs. 5(c) and 5(d) we show the results of this data analysis with respect to the interaction strength  $U$  in the available range of  $U \in [1,6]$ . We identify one fast, exponential decay,  $G_2 \approx 2(1.4 \pm 0.2)$ , yielding a  $U$ -independent time scale  $\mathcal{T}_{\text{fast}} \propto \frac{1}{\Delta}$

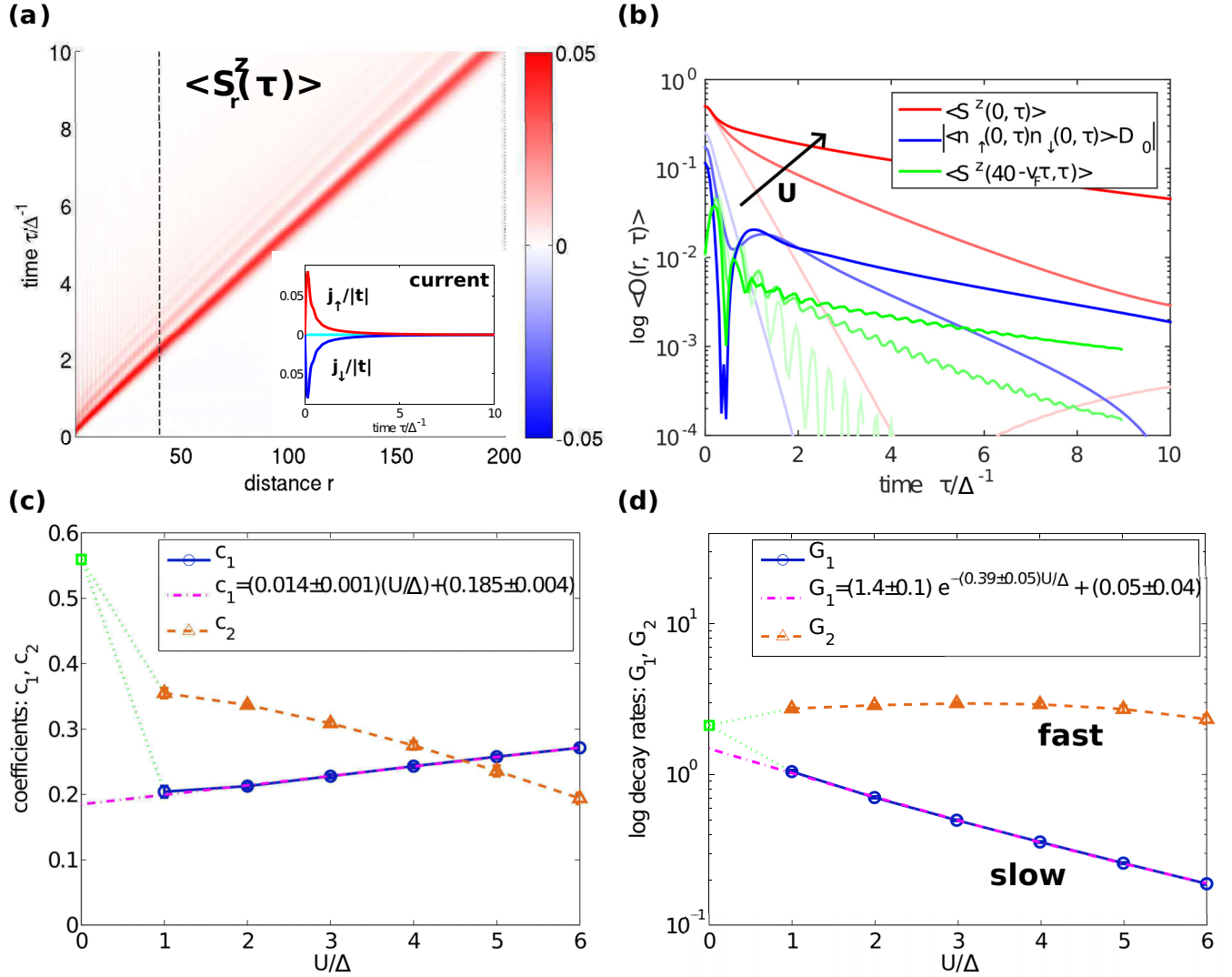


FIG. 5. (Color online) Time evolution of local expectation values. (a) Evolution of the spin- $z$  density  $\langle S_r^z(\tau) \rangle$  as a function of the distance  $r$  and time  $\tau$ . We plot data for  $U = 3\Delta$  and the color axes are cut off below the maximum for better visibility of fine structures. The vertical black line indicates a cut at distance  $r = 40$ . Inset: Time-dependent spin current [115]  $\langle j_\sigma(\tau) \rangle = i\pi t' \langle f_\sigma^\dagger c_{1\sigma} - c_{1\sigma}^\dagger f_\sigma \rangle$  at the bond next to the impurity,  $j_\uparrow(\tau)$  (red line) and  $j_\downarrow(\tau)$  (blue line), and the total current  $j(\tau)$  (cyan line). (b) Local spin- $z$  density at the impurity site  $r = 0$  and at  $r = 40$  as a function of time. Note that the  $r = 40$  data are shifted such that the light cone coincides with the origin. From the local double occupancy at the impurity site  $r = 0$  we subtracted the equilibrium values  $D_0(U) = \{0.25, 0.1745, 0.1153\}$  for  $U = \{0, 3, 6\}\Delta$  as obtained by DMRG. All data are plotted for three interaction strengths,  $U = \{0, 3, 6\}\Delta$ , from lighter to darker color, as indicated by the black arrow. (c) Fit coefficients  $c_{1/2}$  of the double-exponential fit of the decay of  $\langle S^z(r, \tau) \rangle$  to its equilibrium value as a function of  $U$  [cf. Eq. (13)]. The magenta line indicates a linear fit to the coefficient of the slow component  $c_1$ . (d) Decay rates  $G_{1/2}$  of the double-exponential fit of the decay of  $S^z$  to its equilibrium value as a function of  $U$ . The magenta line indicates an exponential fit to the decay rate of the slow component  $G_1$ . The single-exponential behavior at  $U = 0$  is indicated in green.

similar to  $\mathcal{T}_{U=0}$ . The corresponding coefficient  $c_2$  decreases in magnitude with increasing  $U$ . In contrast, the more interesting slow exponential decay  $G_1$  has a coefficient  $c_1$  which becomes more and more prominent with increasing  $U$ . In particular, the coefficient  $c_1$  exhibits a linear behavior in  $U$ :

$$c_1(U) = (0.014 \pm 0.01) \frac{U}{\Delta} + (0.185 \pm 0.004).$$

The slow decay rate  $G_1$  is exponentially small in  $U$ :

$$G_1(U) = (1.4 \pm 0.1) e^{-2(0.19 \pm 0.02) \frac{U}{\Delta}} + (0.05 \pm 0.04).$$

This implies that the Kondo physics manifests itself in the local dynamic observable  $\langle S_0^z(\tau) \rangle$  in the form of a slow time constant,  $\mathcal{T}_{\text{slow}} \propto e^{2(0.19 \pm 0.02) \frac{U}{\Delta}}$ , which shows the same  $U$  behavior as the Kondo temperature [cf. Eq. (12)].

The double occupancy  $\langle n_{0\uparrow} n_{0\downarrow} \rangle(\tau)$  converges to its equilibrium value with the same dominant slow decay (within numerical uncertainty) as observed in the spin- $z$  density for finite  $U$ . At  $U = 0$  the fast decay rate is twice the rate observed in the spin- $z$  density at  $U = 0$ .

Performing the same analysis for distances  $r$  away from the impurity that considers  $\langle S_r^z(\tau) \rangle$ , we again observe the same

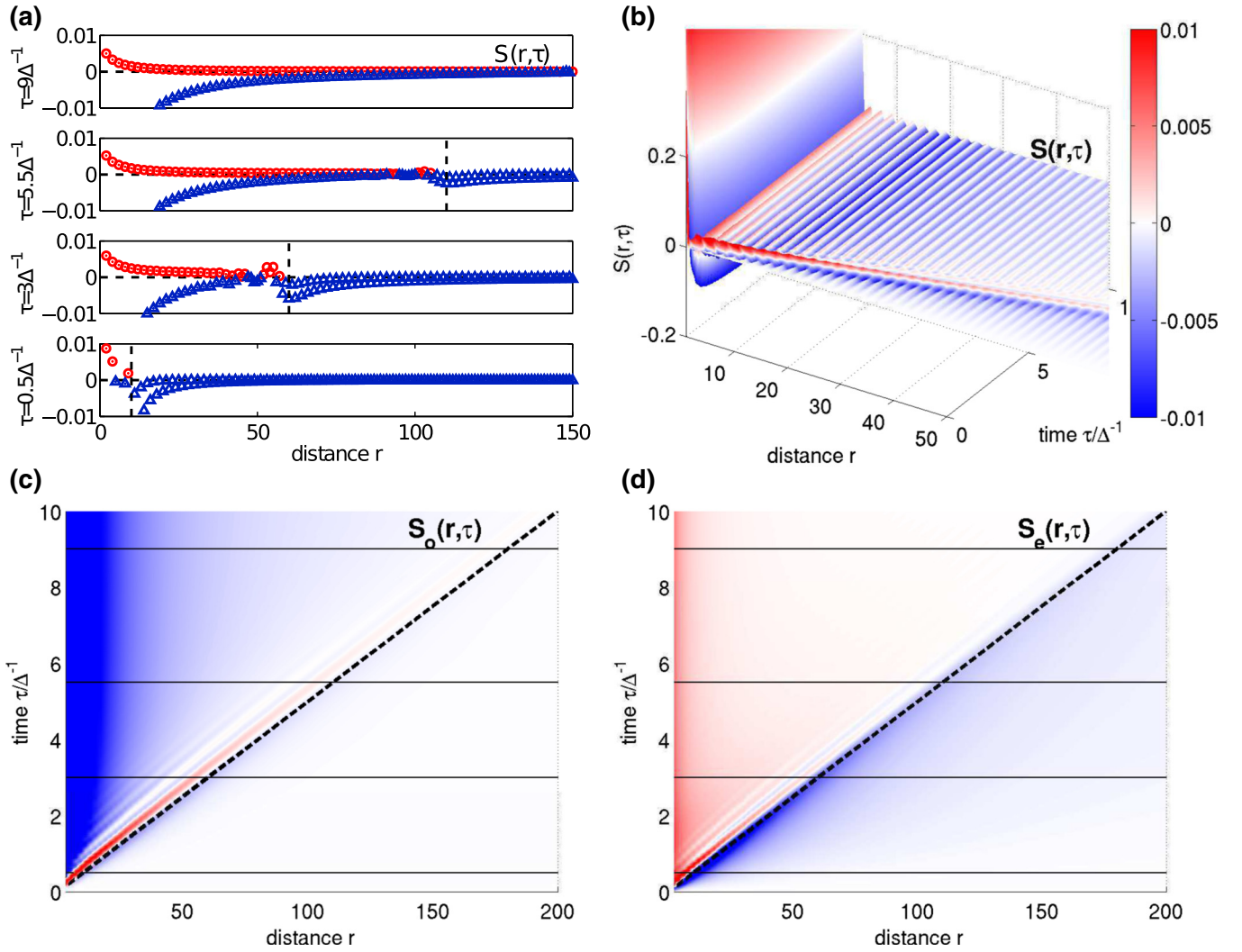


FIG. 6. (Color online) Overall profile of the space-time evolution of the spin correlation function  $S(r, \tau)$ , Eq. (4). (a)  $S(r, \tau)$  as a function of distance  $r$  for four times: from bottom to top,  $\tau = 0.5\Delta^{-1}$ ,  $\tau = 3\Delta^{-1}$ ,  $\tau = 5.5\Delta^{-1}$ , and  $\tau = 9\Delta^{-1}$ . The ferromagnetic contribution is shown as (red) circles, while antiferromagnetic components are represented by (blue) triangles. Dashed horizontal black lines indicate the zeros. Far behind the signal wake the antiferromagnetic component coincides with  $S_o(r, \tau)$  and the ferromagnetic component with  $S_e(r, \tau)$ . The signal front (light cone), traveling at speed  $v_F \approx 2t$ , is indicated as the dashed vertical black line. In all panels the signal at very small distances, which is of order unity, has been cut off for better visibility. (b) Three-dimensional visualization of  $S(r, \tau)$ . The color bar in (b) is also valid for (c) and (d). (c) Spin correlation function at odd distances:  $|S_o(r, \tau)|$  (top view). (d) Spin correlation function at even distances:  $|S_e(r, \tau)|$  (top view). (c, d) Horizontal black lines indicate times at which data are presented in (a). The light cone defined by  $v_F$  is represented by the thick dashed black line. All data shown are for  $U = 3\Delta$ .

decay as at the impurity site within the fit uncertainty [see Fig. 5(b)]. This supports the quasiparticle picture introduced in Ref. [56], which translates the physics at the impurity via emission of spin-dependent quasiparticles to a given distance  $r$ .

## VII. TIME EVOLUTION OF THE SCREENING CLOUD

A very interesting question is how the spatial structure of the Kondo screening cloud develops, i.e., whether and how it is approached in a nonequilibrium time evolution starting from an initial state without Kondo physics. The question was recently first studied in pioneering work on the case of an exactly solvable model, namely, the anisotropic Kondo model at the Toulouse point [55, 56, 128]. A complementary numeric

study using the time-dependent NRG [57] was performed shortly afterward on the isotropic Kondo model, extending and confirming the analytical results from the Toulouse limit.

Let us now investigate the formation of spatial correlations  $S(r, \tau)$  [Eq. (4)] and  $C(r, \tau)$  [Eq. (5)] after switching on the tunneling between the Anderson impurity and the reservoir electrons. We first focus on the major characteristics of  $S(r, \tau)$ , displayed in Fig. 6. At time  $\tau = 0$  the initial configuration is a product state  $|\Psi(\tau = 0)\rangle = |\uparrow\rangle_{\text{impurity}} \otimes |\text{FS}\rangle_{\text{reservoir}}$ . Using Eq. (8), we find at the impurity  $S^{U=0}(r = 0, \tau = 0) = \frac{3}{4}\langle \hat{n}_0 \rangle - \frac{3}{2}\langle \hat{n}_{0\uparrow} \rangle \langle \hat{n}_{0\downarrow} \rangle = 0.75$ , where  $\hat{n}_0 = \sum_{\sigma} \hat{n}_{0\sigma}$  since we have  $\langle \hat{n}_{0\uparrow} \rangle = 1$  and  $\langle \hat{n}_{0\downarrow} \rangle = 0$ .

After the quench in the hybridization  $t'$ , we observe a strong signal in  $S(r, \tau)$ , traveling at the Fermi velocity  $v_F \approx 2t$ , which



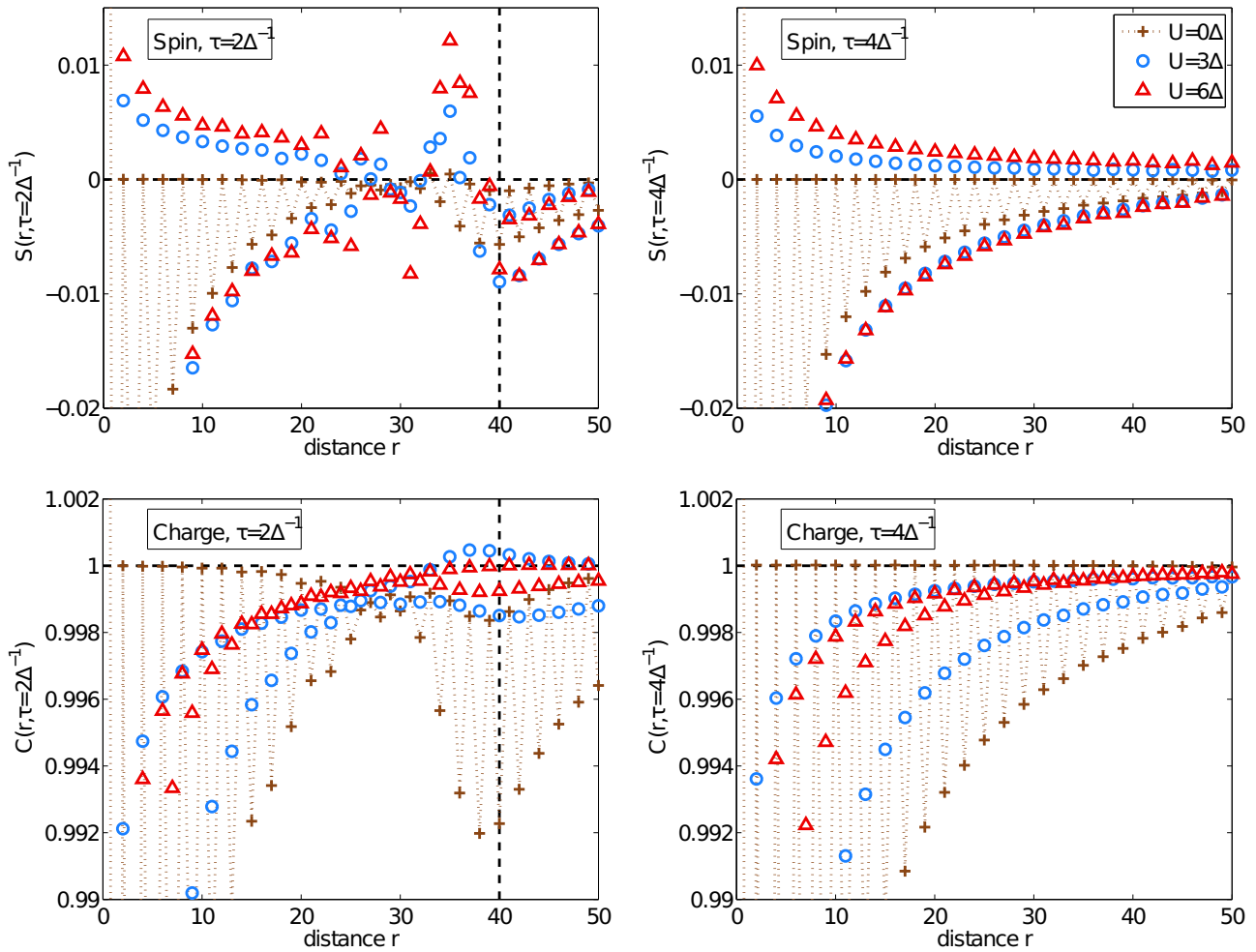


FIG. 7. (Color online) Detail of the time-evolved correlation functions.  $S(r, \tau)$  (bottom) and  $[C(r, \tau)]$  (top) for  $\tau = 2\Delta^{-1}$  (left column) and  $\tau = 4\Delta^{-1}$  (right column). The signal front, traveling at speed  $v_F \approx 2t$ , is indicated as the dashed vertical black line. Results are shown for different values of  $U$  as indicated in the key, which is valid for all panels. The alternating behavior is indicated by the dotted line in the  $U = 0$  data.

defines a light cone. It has been attributed to the propagation of quasiparticles in Ref. [56]. The propagating signal front divides the space time into two regions: (i) a region at large times and small distances, where the correlation function is directly affected by the impurity and Kondo correlations develop; and (ii) a region at small times and large distances, where small structures from the quench are observed. In Sec. VII A and Sec. VII B we discuss the detailed behavior of the correlation functions within these two regions. The signal front itself carries a large chaotic disturbance in its wake and a small monotonic perturbation ahead of it.

As discussed below in detail, the time-evolved data  $S(r, \tau)$  converge to the equilibrium correlation functions  $S(r)$  within the light cone. Already a look at the almost-vertical structures in Figs. 6(c) and 6(d) for times  $\tau \geq 8\Delta^{-1}$  and a comparison of the line plots for  $\tau = 6.5\Delta^{-1}$  and  $\tau = 9\Delta^{-1}$  for small distances  $r$  hint at the convergence to a local steady state within the light cone.

Figure 6(d) reveals that, as expected from the equilibrium state, a ferromagnetic correlation develops for even distances  $r$  in  $S_e(r, \tau)$  within the light cone for finite  $U$ , while outside the light cone this correlation function is always

antiferromagnetic. As shown in Figs. 6(a) and 6(c), the wake behind the light cone carries a ferromagnetic signal also at odd distances  $r$  that is in the otherwise antiferromagnetic  $S_o(r, \tau)$  for all  $U$ . We interpret this signal as remnant information of the spin which occupied the impurity at  $\tau = 0$  before the quench. Following the signal wake, all characteristic features of the equilibrium correlation function  $S(r)$  develop quickly on a qualitative level. Far behind the signal wake the antiferromagnetic component coincides with  $S_o(r, \tau)$ , and the ferromagnetic component with  $S_e(r, \tau)$ .

A closer look, as provided in Fig. 7, reveals that the nonequilibrium correlation functions gradually develop the characteristic features of the equilibrium correlation functions  $S(r)$  and  $C(r)$  for  $r < v_F \tau$ . As a precursor of the equilibrium structure, the spin correlation function  $S(r, \tau)$  develops the oscillatory behavior of its equilibrium counterpart inside the light cone. That is, it oscillates from an antiferromagnetic correlation at odd distances  $r$  to a ferromagnetic correlation at even  $r$  for finite  $U$  or to 0 at  $U = 0$ . This structure of the phase and period of these oscillations in space is fixed over time inside the light cone. However, the light cone induces a phase shift of  $\pi$  in the nodal structure of the correlation function. We

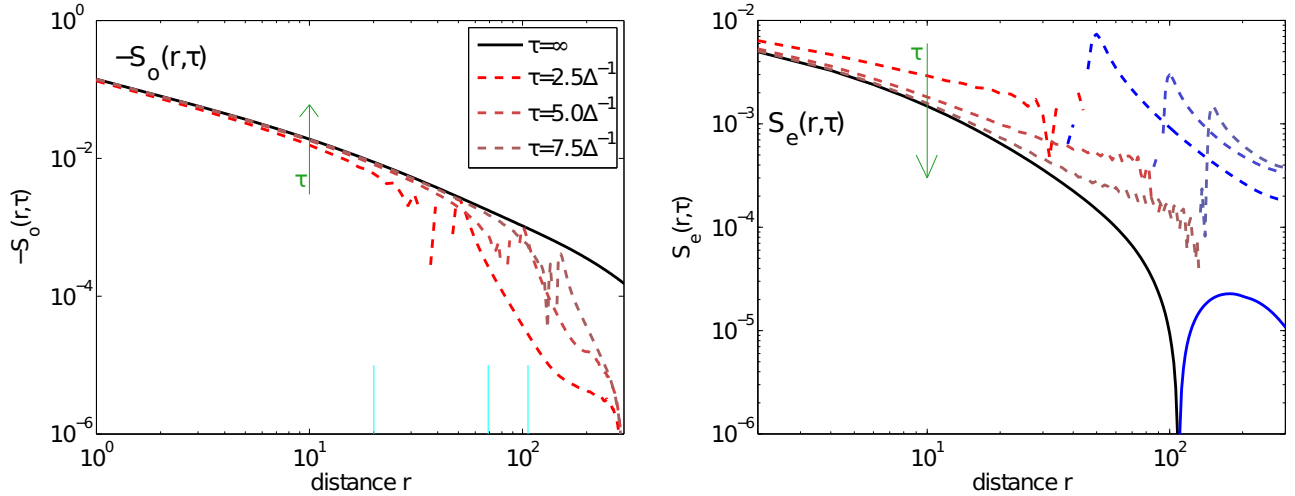


FIG. 8. (Color online) Convergence of the nonequilibrium data to the equilibrium results inside the light cone. Spin correlation functions  $S(r, \tau)$  at odd,  $S_o(r, \tau)$  (left), and even,  $S_e(r, \tau)$  (right), distances are depicted as a function of the distance  $r$  for three times— $\tau = 2.5\Delta^{-1}$ ,  $\tau = 5\Delta^{-1}$ , and  $\tau = 7.5\Delta^{-1}$ —in a log-log fashion (dashed lines). We plot  $-S_o(r, \tau)$  since it is almost entirely negative, while  $S_e(r, \tau)$  is positive inside the light cone and negative outside (see Fig. 6). Blue lines represent  $|S_e(r, \tau)|$  in regions where  $S_e(r, \tau)$  is negative. The key depicted in the left panel is valid for both panels. Green arrows mark the direction of increasing time  $\tau$ . Data from the equilibrium simulation are plotted in solid black and referred to as  $\tau = \infty$  in the key. The vertical cyan lines in the left panel mark those distances at which cuts through the data as a function of  $\tau$  are presented in Fig. 9. All data shown are for  $U = 3\Delta$ .

attribute this phase shift to the initial state of the FS. It takes place across the broad signal behind the light cone visible at around  $r \approx 30$  in Fig. 7. As a function of  $U$  the same behavior is present inside the light cone as in equilibrium, apart from the chaotic disturbance at the light cone. The qualitative functional form of the correlation functions develops quickly in the wake of the light cone. However, its amplitude overshoots the expected equilibrium value slightly and then gradually decays to it at a much slower time scale (see discussion in Sec. VII A).

The charge correlation function  $C(r, \tau)$  gradually develops reduced Friedel-like oscillations with increasing  $U$ , as observed at equilibrium. We find  $C(r, \tau) < 1$  except at distances  $r < 3$  and in the vicinity of the signal front.

In the following we investigate in detail the interplay of characteristic time and length scales and their dependence on the interaction strength.

### A. Inside the light cone

Next we discuss the spin correlation function  $S(r, \tau)$  inside the light cone. Figure 8 shows the convergence of  $S_o(r, \tau)$  and  $S_e(r, \tau)$  to their equilibrium  $S_o(r)$  and  $S_e(r)$  values for large times in detail. For large times the odd component is antiferromagnetic, while the even component exhibits a sign change from ferromagnetic at small distances to antiferromagnetic at large distances (blue curves) as discussed in the equilibrium results. The vanishing ferromagnetic component represents a related measure for the extent of a screening cloud [48].

In the following we identify a time scale at which large correlations with the impurity develop inside the light cone, i.e., for distances  $r \leq v_F \tau$  (see Fig. 2). In Fig. 9 (left) we show the difference between the time-dependent spin correlation function and the equilibrium result:  $\Delta S_{o/e}(r, \tau) = |S_{o/e}(r, \tau) - S_{o/e}(r)|$ . This quantity exhibits contributions from the traveling signal, which show up in the form of large spikes at times

$\tau \approx \frac{r}{v_F}$ . We first focus on the convergence in time at fixed distances  $r$ . For times beyond the signal wake  $\tau \propto \frac{r}{v_F}$ , the qualitative structure of correlations has established itself; i.e., Kondo correlations have reached the given distance  $r$ . We find that soon after the signal wake  $S(r, \tau)$  converges to the equilibrium result exponentially in time,

$$\Delta S_{o/e}(r, \tau) \propto e^{-\tau \Delta \cdot \Gamma_{o/e}^S(r, U)}$$

[see Fig. 9(a), inset]. Note that this implies that the curves move “as a whole.” We determine  $\Gamma_{o/e}^S$  by a single-exponential fit in time of  $\Delta S_{o/e}(r, \tau)$ , successively for distances  $r \in [40, 120]$ . We observe that  $\Gamma_{o/e}^S(r, U)$  is only weakly dependent on  $r$ , with odd distances  $r$  being especially stable [see Fig. 9(b)], while  $\Gamma_e^S$  has larger uncertainties and some drift at large  $r$ . The uncertainty increases slightly with distance  $r$ , which is also due to the smaller available fit intervals in  $\tau$ . A two-exponential decay as in Sec. VI, featuring also a fast time scale  $\propto \frac{1}{\Delta}$  and independent of  $U$ , might be present in the data but cannot be identified due to the presence of the signal at the light cone, which overshadows this fast decay. In general, the fit quality improves with increasing  $U$ . Details on the data analysis and uncertainty estimates are provided in Appendix B.

In order to condense this information we consider a mean value,

$$\Gamma_{o/e}^S(U) := \frac{1}{N_r} \sum_{r=40(41)}^{120} \Gamma_{o/e}^S(r, U),$$

with  $N_r$  the number of distances in the respective odd or even interval [see Fig. 9(b)].

Our first main result is that  $\Gamma_{o/e}^S(U)$  shows exponential behavior in  $U$ , like the Kondo scale, Eq. (12):

$$\Gamma_{o/e}^S(U) \propto e^{-\alpha_{o/e}^S \frac{U}{\Delta}}. \quad (14)$$

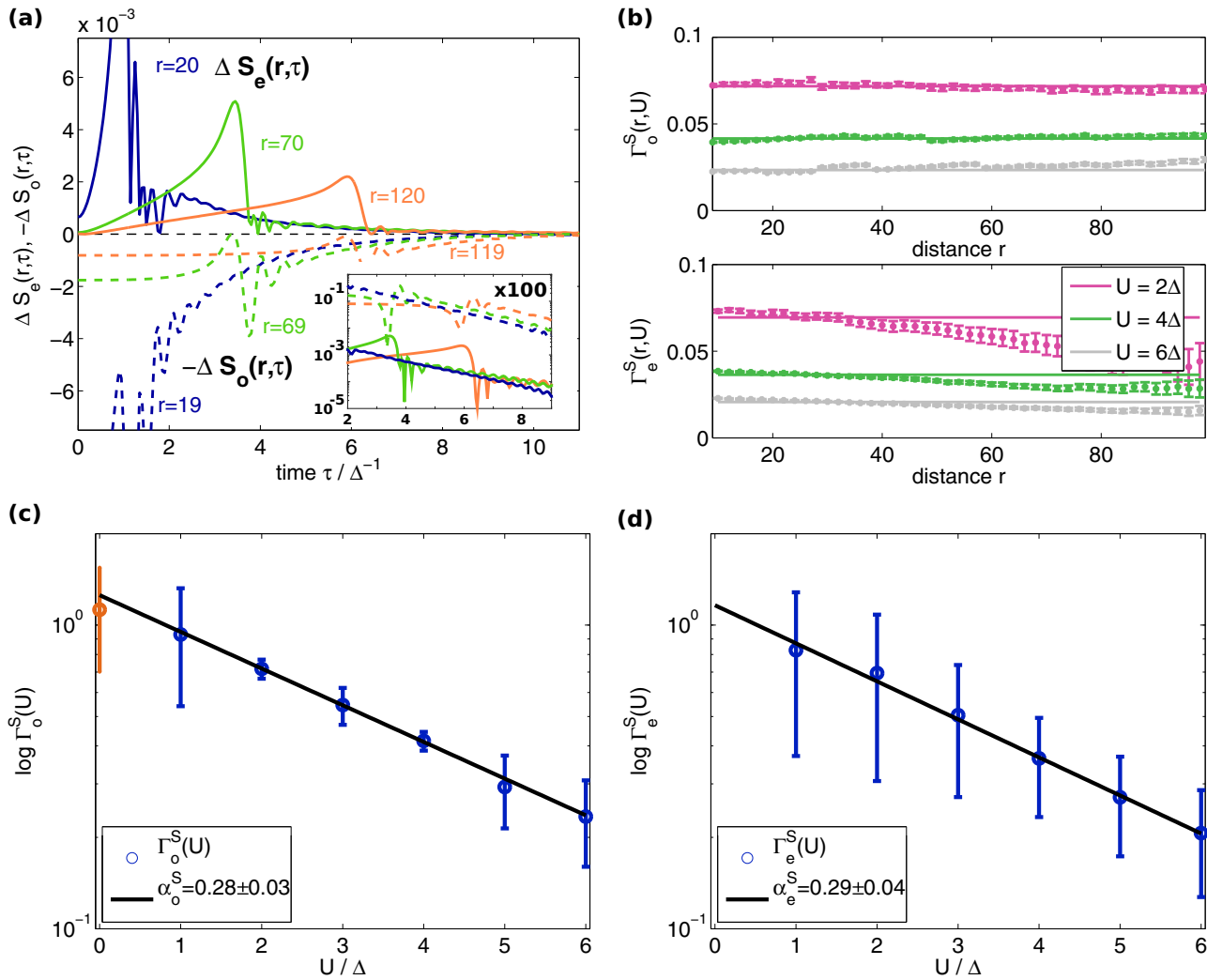


FIG. 9. (Color online) Identification of a dynamic time scale in the exponential convergence to equilibrium inside the light cone. (a) Deviation of the time-dependent spin correlation function from the equilibrium spin correlation function at even (solid lines) and odd (dashed lines) distances  $\Delta S_{e/o}(r, \tau)$  as a function of time  $\tau$  for three distances:  $r = 20/19$  (blue lines),  $r = 70/69$  (green lines), and  $r = 120/119$  (orange lines). For better visibility we show  $-\Delta S_o(r, \tau)$ . The signal changes behavior at the light cone at  $\tau \approx \frac{r}{v_F}$  which is visible as a large hump. The region inside the light cone is to the right of this hump. The semilogarithmic zoom to this region in the inset shows exponential convergence. To separate the curves of the even and the odd components in the inset, data for odd distances are multiplied by a factor of 100. Data shown are for  $U = 3\Delta$ . (b) Extracted decay rates  $\Gamma_{e/o}^S(r, U)$  as a function of distance  $r$  for three values of interaction strength:  $U = \{2, 4, 6\}\Delta$ . (c, d) Spatially averaged exponential decays at odd (c) and even (d) distances  $\Gamma_{o/e}^S(U)$  as a function of the interaction strength  $U$  (circles). The dynamic scale  $\alpha_o^S = 0.28 \pm 0.03$  and  $\alpha_e^S = 0.29 \pm 0.04$ , Eq. (14) (solid black line), is extracted via a single-exponential fit of the respective data where only data points for  $U \geq 1\Delta$  are considered (blue circles) and data for  $U < 1\Delta$  are excluded (orange circles). For details of the fits see Appendix B.

Figures 9(c) and 9(d) show the fit in  $U$  to Eq. (14) where we find  $\alpha_o^S = (0.28 \pm 0.03)$  and  $\alpha_e^S = (0.29 \pm 0.04)$ , which is similar to the BA result in the wide-band limit for the Kondo temperature,  $T_K^{BA} \propto e^{-\alpha_{BA} \frac{U}{\Delta}}$ ,  $\alpha_{BA} = 0.196$  [compare Eq. (3)]. The deviation of the effective exponent  $\alpha_{o/e}^S$  from  $\alpha_{BA}$  may be due to the fact that it is particularly difficult to reach the common asymptotic limit in space and in time for large  $U$ . Note that  $\langle S(0, \tau) \rangle \langle S(r, \tau) \rangle \ll S(r, \tau)$ , thus the connected correlation function displays essentially the same behavior as  $S(r, \tau)$ .

We conclude that the formation of Kondo correlations inside the light cone is a process which involves two major time scales. The first time scale is fast and determined by the lattice Fermi velocity  $v_F$ , which defines the light cone and develops

qualitatively correct correlations in  $S(r, \tau)$  and  $C(r, \tau)$ . The second time scale is slow and depends exponentially on  $U$ . This process sets in after the qualitatively correct correlations have built up with  $v_F$  and renormalizes the correlation functions, which then converge at an exponential rate, Eq. (14),  $\alpha_{o/e}^S \propto T_K$ , to the equilibrium result.

The SIAM is related to its low-energy realization, the antiferromagnetic, symmetric Kondo model via the Schrieffer Wolf transformation [64], which effectively integrates out charge fluctuations. The two models share common features in their low-energy behavior, most prominently the Kondo scale  $T_K$ . Note, however, that the correlation functions of the two models have very different spatial structures in general.

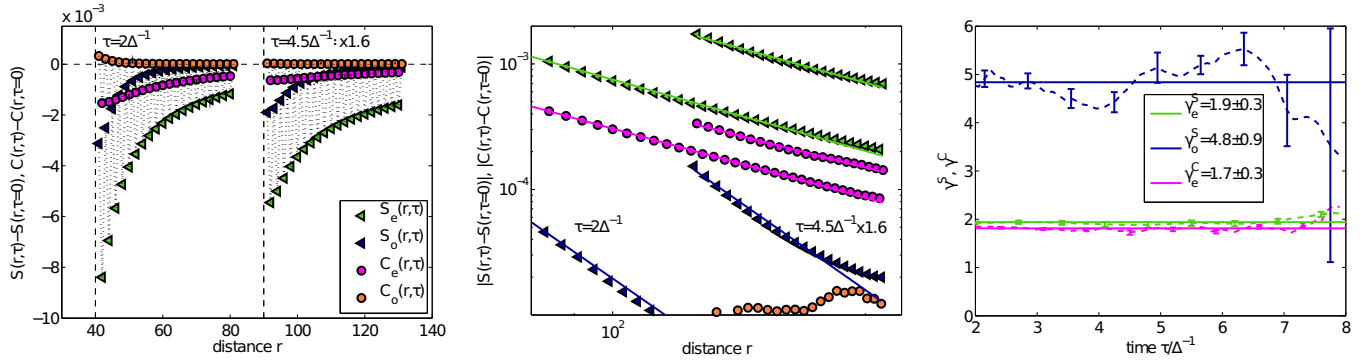


FIG. 10. (Color online) Correlations outside the light cone. Left:  $S(r, \tau)$  (blue, green triangles) and  $C(r, \tau)$  (orange, magenta circles) outside the light cone with their  $\tau = 0$  values subtracted and resolved by even and odd distances  $r$ . Data are depicted as a function of  $r$  for two times:  $\tau = 2\Delta^{-1}$  and  $\tau = 4.5\Delta^{-1}$ . Note that we only display data in the vicinity of the light cone (dashed vertical black lines). For reasons of representation only, data at  $\tau = 4.5\Delta^{-1}$  are scaled by a factor of 1.6. Middle: Modulus of the data in the left panel plotted in a double-logarithmic representation. The key in the left panel is also valid. Straight lines represent power-law fits. Right: The extracted power-law coefficients  $\gamma_{e/o}^S$  (dashed blue/green lines) and  $\gamma_e^C$  (dashed orange line) are plotted as a function of the time  $\tau$ . Error bars, shown for some data points only, are estimated from the nonlinear fit presented in the middle panel and its susceptibility to changing the fit intervals. Solid horizontal lines indicate weighted time and interaction-strength averages:  $\gamma_e^S = 1.9 \pm 0.3$ ,  $\gamma_o^S = 4.8 \pm 0.9$ , and  $\gamma_e^C = 1.7 \pm 0.3$ . Data in all three panels are for  $U = 3\Delta$ .

It is therefore interesting to compare our results to recently obtained ones for the Kondo model. In Ref. [57] Lechtenberg *et al.* studied a coupling quench in the symmetric Kondo model using the time-dependent NRG as well as second-order perturbation theory. Similarly to our results for the SIAM, they found that in the Kondo model spin correlations develop rather rapidly, on the scale of the Fermi velocity. In the linear response to a magnetic field, at equilibrium they observed another, slower time scale similar to  $\frac{1}{T_K}$ . Our results unambiguously and quantitatively identify this common slower scale  $\frac{1}{T_K}$  beyond linear response, directly from the nonequilibrium time evolution of correlation functions.

Charge correlations in equilibrium do not exhibit Kondo physics. We observe that the charge-time-dependent correlation functions  $C(r, \tau)$  do exhibit qualitatively the same convergence to equilibrium as the spin correlations  $S(r, \tau)$ , that is, with a time constant exponentially large in  $U$  (not shown). The same analysis as for the spin using Eq. (14) yields respective coefficients for the charge correlation function  $\alpha_{o/e}^C \approx (0.3 \pm 0.1)$ . That is, the exponent is the same as for the spin, albeit with a larger uncertainty. We attribute this to the resolution of the spin in the correlators present in  $C(r, \tau)$ . Note that this is true neither for the local density, which does not show such a scale, nor for the mean-field result,  $C^{\text{mf}}(r, \tau) \propto 1$ .

## B. Outside the light cone

For distances  $r > v_F \tau$ , i.e., outside the light cone (see Fig. 2), we find decaying correlation functions  $S(r, \tau)$  and  $C(r, \tau)$  as a function of  $r$  (see Fig. 10). As before, both spin and charge correlation functions show alternating behavior from site to site. The overall magnitude of both correlation functions decreases over time and the charge correlation function is of a smaller magnitude than the spin correlation function for all except very early times. To identify the correlations generated by the quench, we subtract the initial correlation  $S(r, \tau = 0)$  and  $C(r, \tau = 0)$  from the time-dependent data.

The second main result of this work is that correlations outside the light cone are power law suppressed,

$$|S(r, \tau) - S(r, 0)| \propto r^{-\gamma_{o/e}^S}, \quad |C(r, \tau) - C(r, 0)| \propto r^{-\gamma_e^C}, \quad (15)$$

with slightly time-dependent exponents  $\gamma_{o/e}^S$  and  $\gamma_e^C$ . Due to the finite size of the system, we only have a limited set of data available to extract the asymptotic decay outside the light cone. We start the extraction of power-law exponents at distances  $r_s = v_F \tau + 35$  to avoid spurious contributions from the light cone and end it at  $r_e = L - 70$  to avoid a bias originating from the boundary at  $L = 450$ . From the separate fits for odd/even distances we obtain  $\gamma_o^S \approx 1.9 \pm 0.3$  and  $\gamma_e^S \approx 4.8 \pm 0.9$ . The charge correlation function exhibits a power-law decay  $\gamma_e^C \approx 1.7 \pm 0.3$  for the odd component, while the even component's behavior cannot be identified within our numerical accuracy due to the small magnitude of the correlations. The fit has been performed in the same fashion as presented in Appendix B but here we estimate the uncertainty in the  $\gamma$ 's from the fluctuations of the respective  $\gamma$  upon changing the start ( $r_s$ ) and end point ( $r_e$ ) of the fit. Within this uncertainty, the values are independent of  $U$  and  $\tau$ .

Considering the fact that extracting exponents from numerical data is challenging, our results agree quite well with two recent studies of similar models exhibiting comparable low-energy physics. First, in Ref. [56] Medvedeva *et al.* obtained time-dependent correlation functions at the Toulouse point of the anisotropic Kondo model with a linear dispersion. In an analytic calculation in several limits, neglecting Friedel oscillations, they showed that outside the light cone the commutator spin- $z$  correlation function  $([\hat{S}_0^z \hat{S}_r^z(\tau)]_-)$ , which is related to the linear response to a perturbation, vanishes. For the anticommutator, which is proportional to our  $S(r, \tau)$  [see Eq. (4)], however, they obtained a power-law decay  $r^{-2}$  at zero temperature (see Eq. 27 in their work). They found the initial entanglement in the reservoir FS to be responsible for the power-law decay of the anticommutator correlation function.

Moreover, second-order perturbation theory results [57] suggest that initial correlations of the FS transfer to the time-dependent correlations outside the light cone. Here again a  $r^{-2}$  power-law decay outside the light cone was obtained, this time for the isotropic Kondo model with antiferromagnetic coupling  $J$ . Our study of the symmetric SIAM finds an  $r^{-2}$  decay for  $S_o(r, \tau)$  outside the light cone, which we attribute to the same structures of the electronic reservoir in the three studies. We are not aware of any previous reports of even-distance decay exponents  $\gamma_e^S \propto r^{-5}$ .

### VIII. CONCLUSIONS

We studied the time-dependent formation of the spin screening cloud in the SIAM. Starting from an unentangled state we switched on the impurity-reservoir hybridization and followed the subsequent dynamics in real time. We used the DMRG to obtain ground states and TEBD to obtain spin and charge correlation functions. From these correlation functions we obtained characteristic time and length scales. Our results agree with previous calculations at equilibrium and, for local observables, out of equilibrium. We found that the nonequilibrium correlation functions converge to the equilibrium results for long times.

In the time-dependent data, we identified a linear spreading of signals traveling at the lattice Fermi velocity, which has been referred to as a light cone in recent literature on the buildup of a screening cloud at the Toulouse point of the anisotropic Kondo model [55,56]. We observed a ferromagnetic response in the wake of the signal at the light cone. While Refs. [55] and [56] identified the Kondo temperature as an inverse time scale in the anisotropic Kondo model outside the light cone, for the symmetric Kondo model it was observed as a time scale in an equilibrium linear response calculation to a magnetic perturbation following an initial fast decay [57]. We observe directly from the nonequilibrium time evolution of correlation functions that, in the SIAM too, the structure of the correlation functions inside the light cone emerges on two time scales. The qualitative core of the correlation functions develops rapidly, at the lattice Fermi velocity. This includes the phase and period of oscillations as well as fixed ferromagnetic and antiferromagnetic domains. These correlations then reach their equilibrium values exponentially slowly in time, defining a dynamic rate which has the same exponential  $U$  dependence as the Kondo temperature.

Outside the light cone, we find a power-law decay of the correlation functions  $\propto r^{-\gamma_{o/c}^S}$ , with essentially interaction-strength- and time-independent exponents, Eq. (15). In addition to the  $r^{-2}$  decay also observed in the Kondo model [55–57], we find a decay  $\propto r^{-5}$ .

Our results could be experimentally verified in one-dimensional optical lattices featuring two fermionic species. By monitoring the evolution of the spin correlations in time, our findings provide the basis for extracting information about the dynamic scale and, therefore, indirectly about the Kondo screening cloud dynamics as well as the system parameters.

Possible future extensions to this work include the study of the inverse process. Starting from a coupled impurity-reservoir system and investigating the Kondo destruction after switching the hybridization to 0 would allow study of the time-reversed

situation. It would also be very interesting to study the effects of a bias voltage on the Kondo screening process using a two-terminal setup as in Ref. [115]. Further interesting extensions involve the study of conduction bands with singularities or testing of implications of the nonequilibrium fluctuation-dissipation theorem. Also, calculations away from particle-hole symmetry or with applied magnetic fields are feasible.

### ACKNOWLEDGMENTS

We gratefully acknowledge fruitful discussion with Sabine Andergassen, Masud Haque, Fabian Heidrich-Meisner, Kerstin T. Oppelt, and Shreyoshi Ghosh. We thank Rok Žitko for providing the NRG LJUBLJANA code [101]. This work was partly supported by Austrian Science Fund (FWF) Grant No. P24081-N16 and SFB-ViCoM projects F04103 and F04104 as well as NaWi Graz. M.N. thanks the Forschungszentrum Jülich, in particular, the Autumn School for Correlated Electrons, for hospitality.

### APPENDIX A: NUMERICAL DETAILS

In this Appendix we specify details about our numerical analysis carried out via the DMRG [59,60] and TEBD, [62] and we present the DMRG and TEBD parameters used. In addition, we discuss finite-size effects and the convergence as a function of auxiliary parameters specific to the numerical method applied, as well as the stability of the real-time evolution. Our numerical implementation of the DMRG and TEBD is flexible, is parallelized, and exploits two Abelian symmetries: particle number  $\hat{N}$  and spin projection  $\hat{S}^z$ . To find ground states we use the two-site DMRG algorithm with successive single-site DMRG steps. The time evolution is based on a second-order Suzuki-Trotter decomposition of the propagator [61,63].

After extensive studies of the dependence of our results on auxiliary system parameters we found converged results for a Trotter time step of  $\delta\tau = 0.05t^{-1}$ . We used DMRG and TEBD matrix dimensions of  $\chi = 2000$  states and always started the DMRG optimization from a half-filled system in the canonical ensemble where alternating up and down spins are chosen as the seed. A detailed discussion is available in Ref. [115] in the context of previous work.

Figure 11 shows the equilibrium DMRG calculation of the correlation functions. The influence of the finiteness of the lattice is twofold:

(i) The equilibrium spin correlation function  $S(r)$  displays an even-odd effect as a function of the total system size  $L$ : While for even  $L$ ,  $S_o(r)$  converges from above to its  $L \rightarrow \infty$  value, for odd  $L$  it converges from below.  $S_e(r)$  converges in the opposite way. For odd  $L$  an extra spin- $\uparrow$  gives a spurious total magnetization. For the equilibrium simulations, in the main part of the paper, we have chosen  $L = 450$ , since it supports a half-filled and non-spin-polarized system. The spin correlation function at  $r \leq 150$  is converged, as can be seen in Fig. 11 by comparing the  $L = 450$  and  $L = 300$  results. Larger distances are influenced by  $L$  because  $S(r)$  is a nonlocal quantity. Nevertheless, even for larger distances, no qualitative differences are observed between the  $L = 450$  and the  $L = 300$  data. When performing the time evolution we use  $L_{\text{equilibrium}} + 1$  lattice sites, including the impurity, so

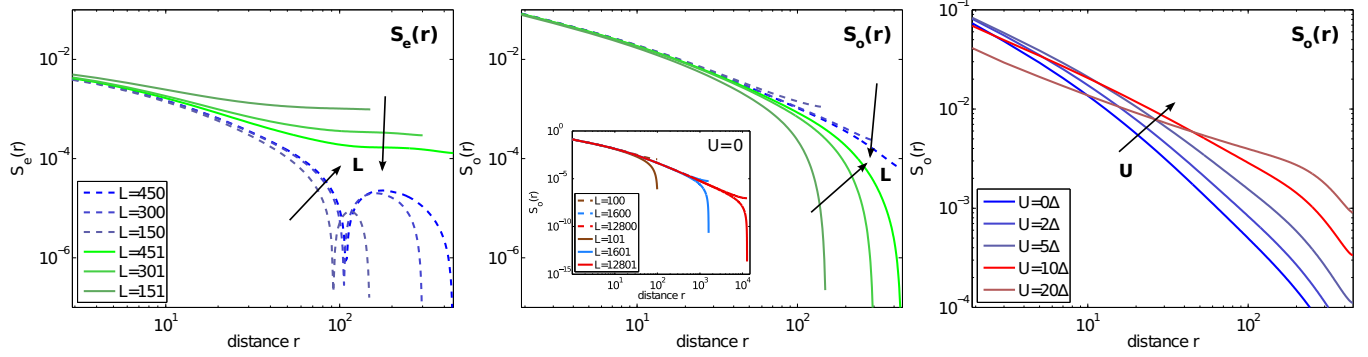


FIG. 11. (Color online) Finite-size analysis and the imposed limits on interaction strength. Finite-size effects in the equilibrium spin correlation function at even [ $S_e(r)$ ; left] and at odd [ $S_o(r)$ ; middle] distances. For each one, we compare even total lattice sizes  $L = \{150, 300, 450\}$  (blue lines) to odd  $L = \{151, 301, 451\}$  (green lines). The key in the left panel is valid for both the left and the middle panels. Both panels show data for  $U = 3\Delta$ . Inset (middle): Evolution with  $U$  for a total system size of  $L = 450$ . Right: Evolution of  $S_o(r)$  with increasing interaction strength  $U = \{0, 2, 5, 10, 20\}\Delta$  for  $L = 450$ . The correlation becomes qualitatively wrong if  $U$  is too large for a given  $L$ .

that the reservoir is nonmagnetized and half-filled. With this choice the correlation functions of the equilibrium and the nonequilibrium simulations become comparable.

(ii) The size of the Kondo screening cloud becomes exponentially large in  $U$ . It is therefore important to identify the characteristics of finite-size effects with increasing  $U$ . In Fig. 11 (right) we plot data with increasing  $U$  for fixed  $L$  and study the behavior of  $S_o(r)$ . From  $U = 0$  to  $U = 6\Delta$  the correlation function follows a monotonic trend and qualitatively the same behavior. However, the curves for  $U = 10\Delta$  and  $U = 20\Delta$  are qualitatively different. This indicates that these values of  $U$  are too large for the given  $L$ , as expected from the size of  $\xi_K^{BA}$ , which becomes of the order of  $L \approx 200$  sites here [see Eq. (3)]. In the present work we therefore restrict ourselves to values of  $U \leq 6\Delta$ .

Next we show that our time evolution yields a controlled accuracy using a DMRG/TEBD matrix dimension of  $\chi = 2000$ .

The bipartite entanglement  $\omega(i, \tau) = -\text{tr}[\hat{\rho}_{L/R}(\tau) \ln(\hat{\rho}_{L/R}(\tau))]$  [63] provides an estimate of the time when TEBD becomes unreliable for a fixed  $\chi$ . This is signaled by a sharp increase in  $\omega$ . Here  $\hat{\rho}_{L/R}$  denotes the reduced density matrix to the left (L) or to the right (R) of a lattice bipartition at bond  $i$ . Figure 12 (left) shows the entanglement increase, which turns out to mostly affect the region next to the impurity and the major propagating signal at  $r = v_F \tau$ . In our simulations we find that  $\chi = 2000$  is sufficient to account for the additionally generated entanglement, which is not much larger than in the equilibrium case. In addition, we investigate the direct influence of increasing  $\chi$  on the interacting spin correlation function  $S_\chi(r, \tau)$  by comparing results using  $\chi = 2000$  with results obtained at a smaller  $\chi$ . Figure 12 (middle) shows the modulus of the deviation  $|S_{2000}(r, \tau) - S_\chi(r, \tau)|$ . We calculate this deviation at each point in space  $r$  and time  $\tau$  and for  $U = \{0, 1, 2, 3, 4, 5, 6\}\Delta$ . The deviation fluctuates over space

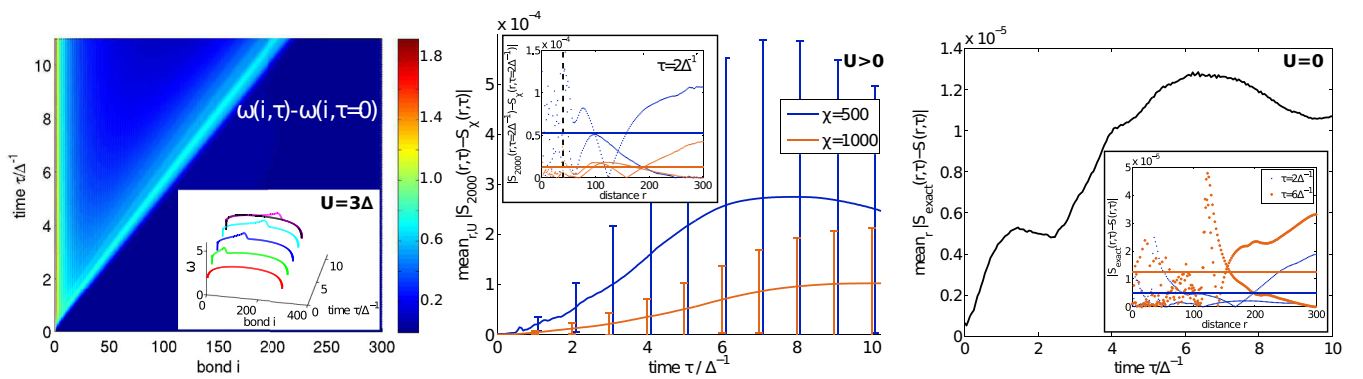


FIG. 12. (Color online) Quality of the DMRG and TEBD data. Left: Bond- and time-resolved entanglement entropy  $\omega(i, \tau)$ . We subtracted the  $\omega(i, \tau = 0)$  data to highlight changes caused by the time evolution. Inset: Cuts through the  $\omega(i, \tau)$  raw data at constant times. The black line is the result of a corresponding equilibrium simulation. The area hidden by the inset is homogeneously dark blue, which corresponds to  $\omega(i, \tau) - \omega(i, \tau = 0) \equiv 0$ . Data shown is for  $U = 3\Delta$ . Middle: Convergence of the interacting spin correlation function with increasing TEBD matrix dimension  $\chi$ . Modulus of the residuals  $|S_{2000}(r, \tau) - S_\chi(r, \tau)|$ , benchmarking the quality of the time evolution with increasing TEBD matrix dimension  $\chi$ . We show results comparing  $\chi = 2000$  with  $\chi = 500$  (blue lines) and  $\chi = 2000$  with  $\chi = 1000$  (orange lines). We show the residuals averaged over distance and interaction strength as a function of time  $\tau$ . Inset: Spatially resolved residuals plotted at time  $\tau = 2\Delta^{-1}$  and for  $U = 3\Delta$ . Right: Comparison of the noninteracting spin correlation function as obtained by TEBD,  $S(r, \tau)$ , and the noninteracting spin correlation as obtained exactly,  $S_{\text{exact}}(r, \tau)$ . Spatially averaged absolute distance. Inset: Spatial resolution for two times,  $\tau = \{2, 6\}\Delta^{-1}$ . Note that each blue (orange) line belongs to one data set only, which is alternating.

with systematic signatures at the light cone and beyond it, while the interior of the light cone looks chaotic. The results are almost independent of  $U$ . We find that the space  $r$  and interaction  $U$  averaged deviation grows over time and becomes of the order of  $O(5 \times 10^{-4})$  for  $\chi = 500$  and  $O(1 \times 10^{-4})$  for  $\chi = 1000$  within the reachable simulation time. Furthermore, for  $U = 0$  we compare the correlation functions obtained via TEBD with the numerically exact ones [Eq. (8)] in Fig. 12 (right). As one can see, the maximum deviation occurs at the boundary far from the impurity, with a maximum error of  $\approx 1 \times 10^{-5}$ .

We conclude that for simulations of nonlocal correlation functions within the DMRG and TEBD in the SIAM the major limiting factor is the computation time  $T \propto L(\chi)^3$ . This is due to the large matrix dimensions  $\chi$  needed to achieve accurate results and is, furthermore, complicated by the fact that the SIAM exhibits exponentially long correlation lengths, which require large lattice sizes  $L$ . The accuracy can be controlled by benchmarking against exactly known  $U = 0$  data and, for finite  $U$ , by increasing the TEBD matrix dimension  $\chi$ . Furthermore, all the scales extracted in the text,  $\alpha_{o/e}^S$  and  $\gamma_{C/S_{o/e}}$  are retrieved from two subtracted correlation functions, in which we expect errors to further compensate.

## APPENDIX B: EXTRACTION OF THE DYNAMIC ENERGY SCALE

In the following we provide details of the data analysis of the dynamic scale  $\alpha_{o/e}$  as discussed in Sec. VII A, which is valid for both even and odd distances. First, we obtain the time dependence of the spin correlation function by performing

a nonlinear fit in time  $\tau$  to the spin correlation function for fixed distances  $r$  and given interaction  $U$ :  $\Delta S(\tau|r,U)$  (see Sec. VII A), using  $f(\phi = (c_1, \Gamma(r,U)), \tau) = c_1 e^{-\Gamma(r,U)\tau}$  with two fit parameters  $\phi$ . The data are single exponential plus oscillations and exhibit an eventual systematic bias close to the lattice border and due to the signal front at the light cone. For each  $r$  we manually choose intervals  $[\tau_s(r,U), \tau_e(r,U)]$  for the fit in time in order to minimize these influences. Typically we choose fit intervals which start  $r_s \approx 10$  sites behind the light cone and extend up to  $r_e \approx 250$  for large  $U$ . For small  $U$  the data become noise before this  $r_e$  is reached and we adjust the end points accordingly. We estimate the fit uncertainty  $\Delta\Gamma(r,U)$  by  $\Delta\phi_i \approx \sqrt{C_{ii}}$ , where  $\mathbf{C} = (\mathbf{J}^\dagger \mathbf{J})\eta^2$  is the estimated covariance,  $\mathbf{J} = \frac{\partial f(\phi, \tau_i)}{\partial \alpha_j}$  is the fit Jacobian, and  $\eta^2 = \frac{\mathbf{r}^T \mathbf{r}}{N_\tau(r,U) - p}$  is the mean square error defined by the residuals  $r_i = \Delta S(\tau_i|r,U) - f(\phi, \tau_i)$  on  $N_\tau(r,U)$  data points in time  $\Delta S(\tau_i|r,U)$ . These estimates are consistent with those obtained from fluctuations upon changing  $\tau_s(r,U)$  and  $\tau_e(r,U)$ . Second, we condense the  $r$  dependence by averaging  $\Gamma(r,U)$  over distances  $r$ . We make use of a Bayesian approach with Gaussian error statistics. We obtain the weighted mean value  $\Gamma(U) = \frac{1}{P} \sum_r \frac{1}{\Delta\Gamma(r,U)^2} \Gamma(r,U)$  with  $P = \sum_r \frac{1}{\Delta\Gamma(r,U)^2}$  and a weighted error estimate  $\Delta\Gamma(U) = \frac{1}{\sqrt{P}}$ , where the weights are obtained from  $\Delta\Gamma(r,U)$ . Third, we obtain the  $U$  dependence of the exponent considering data for  $\Gamma(U) = 6$  data points at  $U = \{1, 2, 3, 4, 5, 6\}\Delta$ . The data  $\Gamma(U)$  can be fitted very well by a single exponential in  $U$ :  $\Gamma(U) = c_2 e^{-\alpha U}$ . The same scheme as in the first step is used to estimate the uncertainty  $\Delta\Gamma$ . We assume correlated data, i.e.,  $\eta^2 = \frac{\mathbf{r}^T \mathbf{r}}{N_{\text{eff}}}$ , with  $\tilde{N}_{\text{eff}} \approx \frac{N(U) - p}{2N_{\text{corr}}} \approx \frac{6-2}{2 \times 6}$ , which enlarges the uncertainty by a factor of  $\sqrt{3}$  compared to the naive value.

- 
- [1] A. C. Hewson, *The Kondo Problem to Heavy Fermions* (Cambridge University Press, Cambridge, 1997).
  - [2] J. Friedel, On some electrical and magnetic properties of metallic solid solutions, *Can. J. Phys.* **34**, 1190 (1956).
  - [3] A. M. Clogston, B. T. Matthias, M. Peter, H. J. Williams, E. Corenzwit, and R. C. Sherwood, Local magnetic moment associated with an iron atom dissolved in various transition metal alloys, *Phys. Rev.* **125**, 541 (1962).
  - [4] J. Kondo, Resistance minimum in dilute magnetic alloys, *Prog. Theor. Phys.* **32**, 37 (1964).
  - [5] P. Nozières, A “fermi-liquid” description of the Kondo problem at low temperatures, *J. Low Temp. Phys.* **17**, 31 (1974).
  - [6] D. Goldhaber-Gordon, J. Göres, M. A. Kastner, H. Shtrikman, D. Mahalu, and U. Meirav, From the Kondo regime to the mixed-valence regime in a single-electron transistor, *Phys. Rev. Lett.* **81**, 5225 (1998).
  - [7] S. M. Cronenwett, T. H. Oosterkamp, and L. P. Kouwenhoven, A tunable Kondo effect in quantum dots, *Science* **281**, 540 (1998).
  - [8] F. Simmel, R. H. Blick, J. P. Kotthaus, W. Wegscheider, and M. Bichler, Anomalous Kondo effect in a quantum dot at nonzero bias, *Phys. Rev. Lett.* **83**, 804 (1999).
  - [9] W. G. van der Wiel, S. De Franceschi, T. Fujisawa, J. M. Elzerman, S. Tarucha, and L. P. Kouwenhoven, The Kondo effect in the unitary limit, *Science* **289**, 2105 (2000).
  - [10] W. G. van der Wiel, S. De Franceschi, J. M. Elzerman, T. Fujisawa, S. Tarucha, and L. P. Kouwenhoven, Electron transport through double quantum dots, *Rev. Mod. Phys.* **75**, 1 (2002).
  - [11] S. De Franceschi, R. Hanson, W. G. van der Wiel, J. M. Elzerman, J. J. Wijkema, T. Fujisawa, S. Tarucha, and L. P. Kouwenhoven, Out-of-equilibrium Kondo effect in a mesoscopic device, *Phys. Rev. Lett.* **89**, 156801 (2002).
  - [12] A. V. Kretinin, H. Shtrikman, and D. Mahalu, Universal line shape of the Kondo zero-bias anomaly in a quantum dot, *Phys. Rev. B* **85**, 201301 (2012).
  - [13] S. J. Chorley, M. R. Galpin, F. W. Jayatilaka, C. G. Smith, D. E. Logan, and M. R. Buitelaar, Tunable Kondo physics in a carbon nanotube double quantum dot, *Phys. Rev. Lett.* **109**, 156804 (2012).
  - [14] W. Liang, M. P. Shores, M. Bockrath, J. R. Long, and H. Park, Kondo resonance in a single-molecule transistor, *Nature* **417**, 725 (2002).

- [15] V. Madhavan, W. Chen, T. Jamneala, M. F. Crommie, and N. S. Wingreen, Tunneling into a single magnetic atom: Spectroscopic evidence of the Kondo resonance, *Science* **280**, 567 (1998).
- [16] W. Brenig and K. Schönhammer, On the theory of chemisorption, *Z. Phys.* **267**, 201 (1974).
- [17] J.-H. Chen, L. Li, W. G. Cullen, E. D. Williams, and M. S. Fuhrer, Tunable Kondo effect in graphene with defects, *Nat. Phys.* **7**, 535 (2011).
- [18] A. Georges, G. Kotliar, W. Krauth, and M. J. Rozenberg, The local impurity self consistent approximation (LISA) to strongly correlated fermion systems and the limit of infinite dimensions, *Rev. Mod. Phys.* **68**, 13 (1996).
- [19] D. Vollhardt, Dynamical mean-field theory of electronic correlations in models and materials, in *Lecture Notes on the Physics of Strongly Correlated Systems*, Vol. 1297 of AIP Conf. Proc., edited by A. Avella and F. Mancini (American Institute of Physics, New York, 2010), pp. 339–403.
- [20] W. Metzner and D. Vollhardt, Correlated lattice fermions in  $d = \infty$  dimensions, *Phys. Rev. Lett.* **62**, 324 (1989).
- [21] P. Nozières, Impuretés magnétiques et effet Kondo, *Ann. Phys. Fr.* **10**, 19 (1985).
- [22] P. Nozières, Some comments on Kondo lattices and the Mott transition, *Eur. Phys. J. B Condens. Matter Complex Syst.* **6**, 447 (1998).
- [23] S. Doniach, Phase diagram for the Kondo lattice, in *Valence Instabilities and Related Narrow-Band Phenomena*, edited by R. Parks (Springer, New York, 1977), pp. 169–176.
- [24] S. Doniach, The Kondo lattice and weak antiferromagnetism, *Physica B+C* **91**, 231 (1977).
- [25] M. A. Ruderman and C. Kittel, Indirect exchange coupling of nuclear magnetic moments by conduction electrons, *Phys. Rev.* **96**, 99 (1954).
- [26] T. Kasuya, A theory of metallic ferro- and antiferromagnetism on Zener's model, *Prog. Theor. Phys.* **16**, 45 (1956).
- [27] K. Yosida, Magnetic properties of Cu-Mn alloys, *Phys. Rev.* **106**, 893 (1957).
- [28] I. Affleck, The Kondo screening cloud: What it is and how to observe it, in *Perspectives of Mesoscopic Physics* (World Scientific, Singapore, 2009), Chap. 1.
- [29] I. Affleck, The Kondo screening cloud, in *Strongly Correlated Fermions and Bosons in Low-Dimensional Disordered Systems*, edited by I. V. Lerner, B. L. Altshuler, V. I. Fal'ko, and T. Giamarchi (Springer, Berlin, 2001).
- [30] W. D. Knight, Nuclear magnetic resonance shift in metals, *Phys. Rev.* **76**, 1259 (1949).
- [31] C. H. Townes, C. Herring, and W. D. Knight, The effect of electronic paramagnetism on nuclear magnetic resonance frequencies in metals, *Phys. Rev.* **77**, 852 (1950).
- [32] W. D. Knight, *Solid State Physics*, Vol. 2, edited by F. Seitz and D. Turnbull (Academic Press, New York, 1956), p. 93.
- [33] T. Hand, J. Kroha, and H. Monien, Spin correlations and finite-size effects in the one-dimensional Kondo box, *Phys. Rev. Lett.* **97**, 136604 (2006).
- [34] G. Binnig and H. Rohrer, Scanning tunneling microscopy, *IBM J. Res. Dev.* **30**, 355 (1986).
- [35] H. Prüser, M. Wenderoth, P. E. Dargel, A. Weismann, R. Peters, T. Pruschke, and R. G. Ulbrich, Long-range Kondo signature of a single magnetic impurity, *Nature Phys.* **7**, 203 (2011).
- [36] I. Affleck, L. Borda, and H. Saleur, Friedel oscillations and the Kondo screening cloud, *Phys. Rev. B* **77**, 180404 (2008).
- [37] I. Affleck and P. Simon, Detecting the Kondo screening cloud around a quantum dot, *Phys. Rev. Lett.* **86**, 2854 (2001).
- [38] R. G. Pereira, N. Laflorencie, I. Affleck, and B. I. Halperin, Kondo screening cloud and charge staircase in one-dimensional mesoscopic devices, *Phys. Rev. B* **77**, 125327 (2008).
- [39] J. Park, S.-S. B. Lee, Y. Oreg, and H.-S. Sim, How to directly measure a Kondo clouds length, *Phys. Rev. Lett.* **110**, 246603 (2013).
- [40] H. C. Manoharan, C. P. Lutz, and D. M. Eigler, Quantum mirages formed by coherent projection of electronic structure, *Nature* **403**, 512 (2000).
- [41] H. Ishii, Spin correlation in dilute magnetic alloys, *J. Low Temp. Phys.* **32**, 457 (1978).
- [42] F. Mezei and G. Grüner, Theory of anomalous charge oscillation around resonant scattering impurities, *Phys. Rev. Lett.* **29**, 1465 (1972).
- [43] V. Zlatic and G. Grüner, Preasymptotic charge oscillations around 3d impurities in aluminium, *J. Phys. (Paris) Lett.* **38**, 87 (1977).
- [44] V. Barzykin and I. Affleck, The Kondo screening cloud: What can we learn from perturbation theory? *Phys. Rev. Lett.* **76**, 4959 (1996).
- [45] E. S. Sørensen and I. Affleck, Scaling theory of the Kondo screening cloud, *Phys. Rev. B* **53**, 9153 (1996).
- [46] E. S. Sørensen and I. Affleck, Kondo screening cloud around a quantum dot: Large-scale numerical results, *Phys. Rev. Lett.* **94**, 086601 (2005).
- [47] S. Costamagna, C. J. Gazza, M. E. Torio, and J. A. Riera, Anderson impurity in the one-dimensional Hubbard model for finite-size systems, *Phys. Rev. B* **74**, 195103 (2006).
- [48] J. E. Gubernatis, J. E. Hirsch, and D. J. Scalapino, Spin and charge correlations around an Anderson magnetic impurity, *Phys. Rev. B* **35**, 8478 (1987).
- [49] L. Borda, Kondo screening cloud in a one-dimensional wire: Numerical renormalization group study, *Phys. Rev. B* **75**, 041307 (2007).
- [50] L. Borda, M. Garst, and J. Kroha, Kondo cloud and spin-spin correlations around a partially screened magnetic impurity, *Phys. Rev. B* **79**, 100408 (2009).
- [51] C. A. Büsser, G. B. Martins, L. Costa Ribeiro, E. Vernek, E. V. Anda, and E. Dagotto, Numerical analysis of the spatial range of the Kondo effect, *Phys. Rev. B* **81**, 045111 (2010).
- [52] A. Holzner, I. P. McCulloch, U. Schollwöck, J. von Delft, and F. Heidrich-Meisner, Kondo screening cloud in the single-impurity Anderson model: A density matrix renormalization group study, *Phys. Rev. B* **80**, 205114 (2009).
- [53] S. Ghosh, P. Ribeiro, and M. Haque, Real-space structure of the impurity screening cloud in the resonant level model, *J. Stat. Mech.: Theory Exp.* (2014) P04011.
- [54] We denote real time  $\tau$ .
- [55] A. Hoffmann, Spatiotemporal formation of the Kondo cloud, Ph.D. thesis, Ludwig Maximilians Universität München, 2012.
- [56] M. Medvedyeva, A. Hoffmann, and S. Kehrein, Spatiotemporal buildup of the Kondo screening cloud, *Phys. Rev. B* **88**, 094306 (2013).
- [57] B. Lechtenberg and F. B. Anders, Spatial and temporal propagation of Kondo correlations, *Phys. Rev. B* **90**, 045117 (2014).



- [58] P. W. Anderson, Localized magnetic states in metals, *Phys. Rev.* **124**, 41 (1961).
- [59] S. R. White, Density matrix formulation for quantum renormalization groups, *Phys. Rev. Lett.* **69**, 2863 (1992).
- [60] S. R. White, Density-matrix algorithms for quantum renormalization groups, *Phys. Rev. B* **48**, 10345 (1993).
- [61] U. Schollwöck, The density-matrix renormalization group, *Rev. Mod. Phys.* **77**, 259 (2005).
- [62] G. Vidal, Efficient simulation of one-dimensional quantum many-body systems, *Phys. Rev. Lett.* **93**, 040502 (2004).
- [63] U. Schollwöck, The density-matrix renormalization group in the age of matrix product states, *Ann. Phys. (Spec. Issue)* **326**, 96 (2011).
- [64] J. R. Schrieffer and P. A. Wolff, Relation between the Anderson and Kondo hamiltonians, *Phys. Rev.* **149**, 491 (1966).
- [65] E. H. Lieb and D. W. Robinson, The finite group velocity of quantum spin systems, *Commun. Math. Phys.* **28**, 251 (1972).
- [66] S. Bravyi, M. B. Hastings, and F. Verstraete, Lieb-Robinson bounds and the generation of correlations and topological quantum order, *Phys. Rev. Lett.* **97**, 050401 (2006).
- [67] B. Nachtergaele and R. Sims, Lieb-Robinson bounds and the exponential clustering theorem, *Commun. Math. Phys.* **265**, 119 (2006).
- [68] N. Schuch, S. K. Harrison, T. J. Osborne, and J. Eisert, Information propagation for interacting-particle systems, *Phys. Rev. A* **84**, 032309 (2011).
- [69] M. Hastings, *Quantum Theory from Small to Large Scales* (Oxford University Press, New York, 2012), Chap. 1.
- [70] We denote all operators with a hat,  $\hat{O}$ , except for elementary fermion annihilation/creation operators:  $c/c^\dagger$ .
- [71] E. N. Economou, *Green's Functions in Quantum Physics*, 3rd ed. (Springer, Berlin, 2010).
- [72] The retarded single-particle Green's function of a reservoir with a semicircular density of states reads  $G^R(\omega) = \frac{\omega - \epsilon}{2r^2} - i\sqrt{\frac{4r^2 - (\omega - \epsilon)^2}{2r^2}}$ , where  $\epsilon$  denotes the reservoir on-site energy.
- [73] W. B. Thimm, J. Kroha, and J. von Delft, Kondo box: A magnetic impurity in an ultrasmall metallic grain, *Phys. Rev. Lett.* **82**, 2143 (1999).
- [74] P. Simon and I. Affleck, Kondo screening cloud effects in mesoscopic devices, *Phys. Rev. B* **68**, 115304 (2003).
- [75] A. Schwabe, D. Gütersloh, and M. Potthoff, Competition between Kondo screening and indirect magnetic exchange in a quantum box, *Phys. Rev. Lett.* **109**, 257202 (2012).
- [76] I. Titvinidze and M. Potthoff, Boundary and finite-size effects in the competition between indirect magnetic exchange and Kondo screening, *J. Korean Phys. Soc.* **62**, 1434 (2013).
- [77] K. Yosida and K. Yamada, Perturbation expansion for the Anderson hamiltonian, *Prog. Theor. Phys. Suppl.* **46**, 244 (1970).
- [78] K. Yamada, Perturbation expansion for the Anderson hamiltonian. II, *Prog. Theor. Phys.* **53**, 970 (1975).
- [79] K. Yosida and K. Yamada, Perturbation expansion for the Anderson hamiltonian. III, *Prog. Theor. Phys.* **53**, 1286 (1975).
- [80] K. Yamada, Perturbation expansion for the Anderson hamiltonian. IV, *Prog. Theor. Phys.* **54**, 316 (1975).
- [81] P. W. Anderson, A poor man's derivation of scaling laws for the Kondo problem, *J. Phys. C* **3**, 2436 (1970).
- [82] K. G. Wilson, The renormalization group: Critical phenomena and the Kondo problem, *Rev. Mod. Phys.* **47**, 773 (1975).
- [83] H. R. Krishna-murthy, J. W. Wilkins, and K. G. Wilson, Renormalization-group approach to the Anderson model of dilute magnetic alloys. I. Static properties for the symmetric case, *Phys. Rev. B* **21**, 1003 (1980).
- [84] R. Bulla, T. A. Costi, and T. Pruschke, Numerical renormalization group method for quantum impurity systems, *Rev. Mod. Phys.* **80**, 395 (2008).
- [85] H. Bethe, Zur theorie der metalle, *Z. Phys.* **71**, 205 (1931).
- [86] P. B. Wiegmann and A. M. Tsvelick, Exact solution of the Anderson model: I, *J. Phys. C* **16**, 2281 (1983).
- [87] A. M. Tsvelick and P. B. Wiegmann, Exact solution of the Anderson model. II. Thermodynamic properties at finite temperatures, *J. Phys. C* **16**, 2321 (1983).
- [88] J. E. Hirsch and R. M. Fye, Monte Carlo method for magnetic impurities in metals, *Phys. Rev. Lett.* **56**, 2521 (1986).
- [89] E. Gull, A. J. Millis, A. I. Lichtenstein, A. N. Rubtsov, M. Troyer, and P. Werner, Continuous-time Monte Carlo methods for quantum impurity models, *Rev. Mod. Phys.* **83**, 349 (2011).
- [90] F. D. M. Haldane, Theory of the atomic limit of the Anderson model. I. Perturbation expansions re-examined, *J. Phys. C* **11**, 5015 (1978).
- [91] V. Barzykin and I. Affleck, Screening cloud in the  $k$ -channel Kondo model: Perturbative and large- $k$  results, *Phys. Rev. B* **57**, 432 (1998).
- [92] R. Žitko, J. Bonča, A. Ramšak, and T. Rejec, Kondo effect in triple quantum dots, *Phys. Rev. B* **73**, 153307 (2006).
- [93] T. Pruschke, Landau's fermi liquid concept to the extreme: The physics of heavy fermions, *AIP Conf. Proc.* **1485**, 78 (2012).
- [94] C. Karrasch, R. Hedden, R. Peters, T. Pruschke, K. Schnhammer, and V. Meden, A finite-frequency functional renormalization group approach to the single impurity Anderson model, *J. Phys.: Condens. Matter* **20**, 345205 (2008).
- [95] P. Coleman, Local moment physics in heavy electron systems, *AIP Conf. Proc.* **629**, 79 (2002).
- [96] In the wide-band limit a featureless (constant) electronic density of states of the reservoirs is assumed which has a bandwidth much larger than the characteristic energy scales of the system coupled to the reservoir. The retarded single-particle Green's function is then given by  $G^R(\omega) = -\frac{1}{2W} \ln\left(\frac{\omega - W}{\omega + W}\right)$ , where  $W$  is the half-bandwidth.
- [97] N. W. Ashcroft and N. D. Mermin, *Solid State Physics*, 1st ed. (Cengage Learning, Singapore, 1976).
- [98] R. J. Barton and J. F. Kos, The Kondo temperature of gold, *Solid State Commun.* **27**, 661 (1978).
- [99] Note that although our Hamiltonian is spin rotation invariant, in our system  $S(r, \tau) \neq 3\langle \hat{S}_0^x \hat{S}_r^z \rangle(\tau)$  since our initial state is not spin rotation invariant.
- [100] Here we also consider the disconnected contribution to the charge correlation function in order to make comparisons to Ref. [48].
- [101] R. Žitko, NRG LJUBLJANA (open source numerical renormalization-group code), V2.3.20 (2013); <http://nrgljubljana.ijs.si/>
- [102] E. Boulat, H. Saleur, and P. Schmitteckert, Twofold advance in the theoretical understanding of far-from-equilibrium properties of interacting nanostructures, *Phys. Rev. Lett.* **101**, 140601 (2008).
- [103] F. Heidrich-Meisner, A. E. Feiguin, and E. Dagotto, Real-time simulations of nonequilibrium transport in the single-impurity Anderson model, *Phys. Rev. B* **79**, 235336 (2009).

- [104] P. Schmitteckert, Nonequilibrium electron transport using the density matrix renormalization group method, *Phys. Rev. B* **70**, 121302 (2004).
- [105] K. A. Al-Hassanieh, A. E. Feiguin, J. A. Riera, C. A. Büsser, and E. Dagotto, Adaptive time-dependent density-matrix renormalization-group technique for calculating the conductance of strongly correlated nanostructures, *Phys. Rev. B* **73**, 195304 (2006).
- [106] F. Heidrich-Meisner, I. González, K. A. Al-Hassanieh, A. E. Feiguin, M. J. Rozenberg, and E. Dagotto, Nonequilibrium electronic transport in a one-dimensional Mott insulator, *Phys. Rev. B* **82**, 205110 (2010).
- [107] M. Žnidarič, Spin transport in a one-dimensional anisotropic Heisenberg model, *Phys. Rev. Lett.* **106**, 220601 (2011).
- [108] S. Jesenko and M. Žnidarič, Finite-temperature magnetization transport of the one-dimensional anisotropic Heisenberg model, *Phys. Rev. B* **84**, 174438 (2011).
- [109] F. Heidrich-Meisner, G. B. Martins, C. A. Büsser, K. A. Al-Hassanieh, A. E. Feiguin, G. Chiappe, E. V. Anda, and E. Dagotto, Transport through quantum dots: A combined DMRG and embedded-cluster approximation study, *Eur. Phys. J. B* **67**, 527 (2009).
- [110] S. Kirino, T. Fujii, J. Zhao, and K. Ueda, Time-dependent DMRG study on quantum dot under a finite bias voltage, *J. Phys. Soc. Jpn.* **77**, 084704 (2008).
- [111] S. Kirino and K. Ueda, Nonequilibrium current in the one dimensional Hubbard model at half-filling, *J. Phys. Soc. Jpn.* **79**, 093710 (2010).
- [112] M. A. Cazalilla and J. B. Marston, Time-dependent density-matrix renormalization group: A systematic method for the study of quantum many-body out-of-equilibrium systems, *Phys. Rev. Lett.* **88**, 256403 (2002).
- [113] H. G. Luo, T. Xiang, and X. Q. Wang, Comment on “Time-dependent density-matrix renormalization group: A systematic method for the study of quantum many-body out-of-equilibrium systems”, *Phys. Rev. Lett.* **91**, 049701 (2003).
- [114] M. A. Cazalilla and J. B. Marston, Cazalilla and Marston reply:, *Phys. Rev. Lett.* **91**, 049702 (2003).
- [115] M. Nuss, M. Ganahl, H. G. Evertz, E. Arrigoni, and W. von der Linden, Steady-state and quench-dependent relaxation of a quantum dot coupled to one-dimensional leads, *Phys. Rev. B* **88**, 045132 (2013).
- [116] E. H. Lieb, M. Loss, and R. J. McCann, Uniform density theorem for the Hubbard model, *J. Math. Phys.* **34**, 891 (1993).
- [117] A nonmonotonic behavior of the magnitude of the spin correlation function  $S(r)$  with increasing  $U$  has been reported for small  $U$  [48]. Our data points in  $U$  are not dense enough to comment on this aspect. Our results suggest a monotonic dependence.
- [118] P. Fulde, *Electron Correlations in Molecules and Solids*, 3rd ed. (Springer, Berlin, 2013).
- [119] In Ref. [48] it was observed that  $C(r)$  exhibits a suppression  $r \ll \frac{v_F}{T_K}$ , which gradually recovers to the full Friedel value at large distances. We cannot comment on the full recovery due to our limited system sizes.
- [120] While the asymptotic limits of Eq. (11) are obtained for  $U = 0$ , it is argued in Ref. [53] that they stay valid in the interacting system.
- [121] H. Haken and H. C. Wolf, *Atom- und Quantenphysik: Einführung in die experimentellen und theoretischen Grundlagen*, 8th ed. (Springer, Berlin, 2004).
- [122] R. Žitko, Adaptive logarithmic discretization for numerical renormalization group methods, *Comput. Phys. Commun.* **180**, 1271 (2009).
- [123] Making use of the NRG LJUBLJANA code [101] we studied the model as presented in the text by calculating the impurity thermodynamics. We used a  $Z$  discretization scheme,  $N_z = 7$  points for  $z$  averaging, and a cutoff  $\Lambda = 1.8$ . The presented results are converged in all auxiliary numerical parameters.
- [124] A. Dirks, S. Schmitt, J. E. Han, F. Anders, P. Werner, and T. Pruschke, Double occupancy and magnetic susceptibility of the Anderson impurity model out of equilibrium, *Europhys. Lett.* **102**, 37011 (2013).
- [125] F. B. Anders and A. Schiller, Real-time dynamics in quantum-impurity systems: A time-dependent numerical renormalization-group approach, *Phys. Rev. Lett.* **95**, 196801 (2005).
- [126] D. Lobaskin and S. Kehrein, Crossover from nonequilibrium to equilibrium behavior in the time-dependent Kondo model, *Phys. Rev. B* **71**, 193303 (2005).
- [127] G. Cohen, E. Gull, D. R. Reichman, A. J. Millis, and E. Rabani, Numerically exact long-time magnetization dynamics at the nonequilibrium Kondo crossover of the Anderson impurity model, *Phys. Rev. B* **87**, 195108 (2013).
- [128] The Toulouse point of the anisotropic Kondo model maps via bosonization and refermionization [129] and a special choice of parameters to a noninteracting resonant level model [130].
- [129] J. von Delft and H. Schoeller, Bosonization for beginners – refermionization for experts, *Ann. Physik* **7**, 225 (1998).
- [130] G. Toulouse, Infinite- $U$  Anderson Hamiltonian for dilute alloys, *Phys. Rev. B* **2**, 270 (1970).